



Main Catalog

The Best Return on Investment





“We are happy when the customers of our customers are satisfied!”

(Patrick Sticker, President)



No. 1 in innovation, quality, service and price-performance ratio.

Protect our Environment



Long-lasting equipment contributes to the reduction of CO₂.



Precision

The precise production of component parts from qualified suppliers ensures the quality and long life for our machines.



Innovation

The technical department delivers designs that meet the standards for tomorrow based on customer input.

Universal

UNIFLEX machines are universal and can be used for all types of fittings and diverse applications.



Presence

The UNIFLEX Team can be contacted at all times in the following showroom-warehouses: Karben (DE), Singapore (SG), Schaumburg (IL, USA), Montevideo (UY), Bangalore (IN), Shanghai (CN), via partner company: Yekaterinburg (RU).

sales@uniflex.de



Service

Your complete satisfaction is very important to us. Therefore, we place great value on a global all-round service. service@uniflex.de

Do you need help? Send us a video:

- WeChat: +49 (0) 152/03540155
- WhatsApp: +49 (0) 152/03540155
- Skype: service@uniflex.de
- FaceTime: service@uniflex.de



Warranty

UNIFLEX is proud of all of its products and provides a 2-year warranty on all new products and a 1-year warranty on second-hand machines.

UNIFLEX Products

Leading supplier for high-quality machines

The broad range of UNIFLEX products for all applications and hose diameters offers everything the hydraulic hose industry needs in order to provide its clients with optimum quality.

<p>Service Crimpers</p> <p>Intermittent use in service and workshop applications.</p> <p>P.04-23</p>		<p>Cutting Machines</p> <p>Machines for cutting hoses.</p> <p>P.46-59</p>	<p>uxinside.net</p>
	<p>P.24-45</p> <p>Production Crimpers</p> <p>Crimpers suitable for big production series.</p>		<p>Skiving Machines</p> <p>Machines for skiving hoses.</p> <p>P.60-65</p>
<p>uniflex.de</p>		<p>P.66-77</p> <p>Peripheral Equipment</p> <p>More machines for hose assembly preparations.</p>	
	<p>P.78-87</p> <p>Test Benches</p> <p>Machines for testing hose assemblies.</p>		<p>P.90-103</p> <p>Special Equipment</p> <p>Custom machines for unique applications.</p>
<p>Cleaning Devices</p> <p>Machines for cleaning hoses.</p> <p>P.88-89</p>		<p>UXInside</p> <p>Training and Certification.</p> <p>P.104-107</p>	



Service Crimpers

Compact, mobile and powerful.



Greaseless

Slide bearings on the crimp tool improve efficiency up to 20%, reduce friction and help keep the tool free of contaminants.



Universal

For all types of hoses and fittings.



Ecoline

Value driven solution for less frequent use.



Ergonomic


Ease of operator use for maximum productivity.



S 2



UA 4



HM 200



S 3



S 4



S 6



S 7



S 8 | S 10 | S 8 i | S 10 i

SL 3-16 M

NEW

Next-generation crimper for low pressure hose assemblies.

Two-in-one solution with integrated die sets Ø5 and Ø15 for DN 03-16.

With this model, UNIFLEX innovates the existing crimper: two integrated die sets in one tool. No more lost time changing the dies sets. Just change the handle and you are already crimping the other size. No risk of loosing dies, no dirty hands, no "time lost". With the built-in handle, you can easily carry it anywhere.





Must workshops and mobile service teams do without the power and reliability of large stationary crimpers? UNIFLEX's answer is a definite "no", and our compact, multi-purpose workshop crimpers prove that the advantages of the legendary slide bearing technology can also be used in light-weight, inexpensive equipment that will fit into almost any vehicle and workshop. Numerous drive variants are available.



S 2 M



S 2 P



S 2 A

Ergonomic

The lightest crimper with the biggest opening in its class

Easy to handle

Two-stage hand pump

Compact Design

Fits in any workshop

Ideal for on-site service

Slide bearing technology

No greasing improves cleanliness of machine

Prolongs the machine's lifetime

Maximum productivity with very low maintenance costs

No risk of prematurely damaging the crimping head

End product can be used in sanitary applications without cleaning

20% more capability for crimping stronger or more difficult couplings versus our competition's equivalent crimpers

Consistently accurate crimp result

CE compliant

Packages



QDS 263 B

S 2 Ecoline:

QDS 263 B

S 2 Package = Machine

+ PB Ø 17, 20, 24

+ QDS 26X B

Others:

QDS 263 B

S 2 Package = Machine

+ PB Ø 17, 20, 24, 28, 32, 40

+ QDS 26X B

Accessories



TU Table




PTS System



S 2 M



S 2 M Ecoline



S 2 P



S 2 A



S 2 DC

Technical Data	S 2 M	S 2 M Ecoline	S 2 P	S 2 A	S 2 DC
Crimp force (kN / Ton)	900 / 90	900 / 90	900 / 90	900 / 90	900 / 90
No grease: 20% less friction	✓	✓	✓	✓	✓
SAE R 12 / 4SP* 1 piece fitting	1 ¼"	1 ¼"	1 ¼"	1 ¼"	1 ¼"
SAE R 15 / 4SH* 2 piece fitting	1"	1"	1"	1"	1"
Industrial	1 ¼"	1 ¼"	1 ¼"	1 ¼"	1 ¼"
90° Elbows	1"	1"	1"	1"	1"
Max. Crimp range	63 mm**	63 mm**	63 mm**	63 mm**	63 mm**
Opening	+ 22 mm	+ 22 mm	+ 22 mm	+ 22 mm	+ 22 mm
Opening without dies	77 mm	77 mm	77 mm	77 mm	77 mm
Master dies length (mm)	75 mm	75 mm	75 mm	75 mm	75 mm
Type of dies	263	263	263	263	263
Speed (mm/sec)					
Close	-	-	0,9	5,8	2,4
Crimp	-	-	0,9	0,6	0,2
Drive	manual	manual	pneumatic	1 Phase electric	12VDC / 24VDC
Oil	0,75 L	0,75 L	2 L	1,5 L	1,5 L
L x W x H (mm)	500 x 420 x 440	170 x 220 x 330	380 x 400 x 310	450 x 450 x 350	450 x 450 x 450
Weight	32 kg	31 kg	33 kg	41 kg	41 kg

* According to the fitting.

** With master dies.

Type of dies

263	
Ø mm	-mm-
6,8	40
9	75
12	75
14	75
17	75
20	75
24	75
28	75
32	75
36	75
40	75
44	75
47	75

Options



S2 M H and S2 M H Ecoline with special pump. (The low pressure delivery volume is around three times higher than the standard.)



On S2 M models, an optical signal is given when the crimp measure is reached. The electric and pneumatic variants have an automatic stop function.



Telescopic hand-lever available.

Additional Information



The powerful workshop crimper UA4 with its capability to crimp a wide range of hoses, up to 1 ¼ SAE R15 or 4 SH (even two-piece versions) offers maximum flexibility at a great value. The open, horizontally slidable compression dies spring open to facilitate crimping of short 90° fittings with long necks. Thanks to the standard-equipped 115 or 230 V single-phase power unit, the UA4 is ready for operation globally. This UNIFLEX crimper is also equipped with the legendary greaseless slide bearing technology.



UA 4

Easy to handle
Openly built for easy crimping of even 90° elbow pieces
Horizontally relocatable stamp for greater accessibility
Divided die sets for quick and easy changes
Powerful crimping tool
Makes crimping of hydraulic hoses possible with 1½" 1 piece and 1¼" 2 pieces 4SP
Compact Design
Fits in any workshop
Slide bearing technology
No greasing improves cleanliness of machine and prolongs its lifetime
Maximum productivity with very low maintenance costs
Flaking cannot stick in grease, no risk of prematurely damaging the crimping head
End product can be used in sanitary applications without cleaning
20% more capability for crimping stronger or more difficult couplings versus our competition's equivalent crimpers
Consistently accurate crimp result
CE compliant

We reserve the right to make technical changes without notice. Options are machine parts that can only be ordered while buying the machine.

Package



QDS 280 B

Package = Machine
 + PB Ø 17,19,22,25,28,32,38,44,50
 + QDS 280 B

Accessories



TU Table



PTS System



Return stroke limiter.
280.7



UA 4



Divided, greaseless crimping die set.

Technical Data	UA 4
Crimp force (kN / Ton)	1350/135
No grease: 20% less friction	✓
SAE R 15 / 4SH* 1 piece fitting	1 ¼"
SAE R 15 / 4SH* 2 piece fitting	1"
SAE R 12 / 4SP* 2 piece fitting	1 ¼"
Industrial	1 ½"
90° Elbows	1 ¼"
Max. Crimp range	57 mm + 8 mm (65 mm)
Opening	15 mm
Opening without dies	73 mm
Master dies length (mm)	70 mm
Type of dies	PB 280
Drive	0,75 kW
Oil	5 L
L x W x H (mm)	380 x 390 x 500
Weight of tool	65 kg
Weight of power unit	25 kg

* According to the fitting.

Type of dies



Ø mm	-mm-
6,8	70
9	70
12	70
14	70
17	70
19	70
20	70
22	70
24	70
25	70
28	70
32	70
36	70
40	70
44	70
47	70
50	70
54	70
57	70



Hose holder:

Hose and dies move simultaneously.
No manual movement necessary.

Additional Information



Tools can be changed cleanly and rapidly using the divided crimping die set.



Easily accessible. The small, compact design makes the UA 4 easy to use and work around.



Easy crimping of elbow pieces.



As the unrivaled classic in the 1 1/4" field, with its narrow, innovative construction, high level of user friendliness, versatility and long service life, the HM 200 sets the unbeatable standard for quality and cost effectiveness. Its compact construction allows for ergonomic working. The use of solid master dies allows you to crimp all types of fittings with the greaseless slide bearing technology, which also reduces maintenance costs.



HM 200



HM 200 Ecoline

Large opening

Openly built for easy crimping of even 90° elbow pieces, without having to remove all the dies

Compact Design

Fits in any workshop

Ideal for on-site service

Slide bearing technology

No greasing improves cleanliness of machine and prolongs its lifetime

Maximum productivity with very low maintenance costs

Flaking cannot stick in grease, no risk of prematurely damaging the crimping head

End product can be used in sanitary applications without cleaning

20% more capability for crimping stronger or more difficult couplings versus our competition's equivalent crimpers

Consistently accurate crimp result

ECOLINE Version

High quality for those new to crimping

CE compliant

We reserve the right to make technical changes without notice. Options are machine parts that can only be ordered while buying the machine.

Package



QDS 239 B



QDC 239.5

Package = Machine

+ PB Ø 17, 20, 24, 28, 32, 40, 44, 50

+ QDS 239 B

+ QDC 239.5

Accessories



TA (A)



QDS 239 C



QDS 239 R



PTS



TU



LUS / LUF



TU Rack PB239



optional: PUU

HM 200

HM 200 Ecoline

Technical Data	HM 200	HM 200 Ecoline
Crimp force (kN / Ton)	1300 / 130	1300 / 130
No grease: 20% less friction	✓	✓
Control	Control A	Control A
SAE R 12 / 4SP* 1 piece fitting	1 ½"	1 ½"
SAE R 15 / 4SH* 2 piece fitting	1"	1"
SAE R 12 / 4SP* 2 piece fitting	1 ¼"	1 ¼"
Industrial	2"	2"
90° Elbows	1 ½"	1 ½"
Max. Crimp range	70 mm**	70 mm**
Opening	+ 30 mm	+ 30 mm
Opening without dies	100 mm	100 mm
Master dies length (mm)	75 mm	75 mm
Type of dies	239	239
Speed (mm/sec)		
Close	3,5	3,5
Crimp	3,5	3,5
Open	5,9	5,9
Noise level	69 dBA	69 dBA
Drive	3 kW	3 kW
Oil	40 L	40 L (DC 4 L)
L x W x H (mm)	800 x 530 x 630	420 x 535 x 520
Power Unit L x W x H (DC)	-	300 x 450 x 560 (450 x 270 x 230)
Weight	140 kg	88 kg
Options		
12 VDC / 24 VDC	-	✓
1 Phase	✓	2,2 kW

Type of dies

239	
Ø mm	-mm-
9	50
10	50
12	50
14	60
16	60
17	60
19	60
20	60
22	60
24	60
26	75
28	75
32	75
36	75
40	75
44	75
47	75
50	75
54	75
57	75
62	75

* According to the fitting. ** With master dies.

Additional Information



The micrometer allows you to easily set the crimping diameter.



The large opening stroke allows you to crimp all common types of fittings without changing the crimp dies.



The 12 VDC / 24 VDC units offer space- and weight-saving application options, e.g. for fitting service trucks.



A box with master dies is available in a package.



Due to its narrow and innovative construction, high level of user friendliness and long service life, the S 3 sets new standards for quality and cost effectiveness. Its compact construction allows for ergonomic working. The use of long master dies allows you to crimp 90° elbow fittings up to 1 ¼" with the tried and tested greaseless slide bearing technology, which reduces maintenance costs and increases the product quality.



S 3 Ecoline



S 3 Light DC

Large opening

Openly built for easy crimping of even 90° elbow pieces, without having to remove all the dies

Compact Design

Fits in any workshop

Slide bearing technology

No greasing improves cleanliness of machine and prolongs its lifetime

Maximum productivity with very low maintenance costs

Flaking cannot stick in grease, no risk of prematurely damaging the crimping head

End product can be used in sanitary applications without cleaning


20% more capability for crimping stronger or more difficult couplings versus our competition's equivalent crimpers

Consistently accurate crimp result

CE compliant

We reserve the right to make technical changes without notice. Options are machine parts that can only be ordered while buying the machine.

Package



GDS 239 B



QDC 239.5

- Package = Machine
- + PB Ø 17, 20, 24, 28, 32, 40, 44, 50
- + GDS 239 B
- + QDC 239.5

Accessories




TA (A)



GDS 239 C



GDS 239 R



PTS



TU



LUS / LUF



TU Rack PB239



SHS



S 3 Ecoline



S 3 Light



S 3 Light DC

Technical data	S 3 Ecoline	S 3 Light	S 3 Light DC
Crimp force (kN / Ton)	1200 / 120	160	160
No grease: 20% less friction	✓	✓	✓
Control	Control A	Control A	Control A
SAE R 12 / 4SP* 1 piece fitting	1 ¼"	1 ¼"	1 ¼"
SAE R 15 / 4SH* 2 piece fitting	1"	1 ¼"	1 ¼"
SAE R 12 / 4SP* 2 piece fitting	1 ¼"	1 ½"	1 ½"
Industrial	2"	2"	2"
90° Elbows	1 ½"	1 ¼"	1 ¼"
Max. Crimp range	70 mm	70 mm	70 mm
Opening	+ 35 mm	+ 27 mm	+ 27 mm
Opening without dies	105 mm	97 mm	97 mm
Master dies length (mm)	100 mm	100 mm	100 mm
Type of dies	239-xx-Ø	239-xx-Ø	239-xx-Ø
Speed (mm/sec)			
Close	4,0	2,0	1,5
Crimp	4,0	2,0	0,4
Open	6,5	7,6	5,7
Noise level	69 dBA	69 dBA	69 dBA
Drive	3 kW	3 kW	1,8 kW
Oil	35 L	35 L	4 L
L x W x H (mm)	592 x 545 x 672	600 x 550 x 630	430 x 370 x 440
Weight	150 kg	150 kg	110 kg
Options			
12 VDC / 24 VDC	-	-	✓
1 Phase	✓	✓	✓

Type of dies

239-xx-Ø-yy	
Ø mm	-mm-
6,8	50
9	50
10	50
12	65
14	65
16	65
17	65
19	65
20	65
22	65
24	65
26	65
28	80
30	80
31	80
32	80
36	80
38	80
39	80
40	80
44	80
47	100
50	100
54	100
57	100
62	100

* According to the fitting.

Additional Information



The S 3 series is fitted with the clean slide bearing technology.



The S 3 series can be used to crimp short 90° elbow fittings with a long drop. This is impossible for other conventional machines.



With the double pin connection, it is possible to crimp on the front and rear sides of S3 series machines. (not the light model)



The 12 VDC / 24 VDC units offer space- and weight-saving application options, e.g. for fitting service trucks.



As the unrivaled classic in the 1¼" field, with its narrow, innovative construction, high level of user friendliness, versatility and long service life, the S 4 sets the unbeatable standard for quality and cost effectiveness. Its compact construction allows for ergonomic working. The use of solid master dies allows you to crimp all types of fittings with the tried and tested greaseless slide bearing technology, which reduces maintenance costs and increases the product quality.



S 4 C.2



S 4 Ecoline



S 4 DC

Large opening

Openly built for easy crimping of even 90° elbow pieces, without having to remove all the dies

Compact Design

Fits in any workshop

Slide bearing technology

- No greasing improves cleanliness of machine and prolongs its lifetime
- Maximum productivity with very low maintenance costs
- Flaking cannot stick in grease, no risk of prematurely damaging the crimping head
- End product can be used in sanitary applications without cleaning
- 20% more capability for crimping stronger or more difficult couplings versus our competition's equivalent crimpers
- Consistently accurate crimp result

ECOLINE Version

High quality for those new to crimping

CE compliant

We reserve the right to make technical changes without notice. Options are machine parts that can only be ordered while buying the machine.

Package



QDS 239 B



QDC 239.5

- Package = Machine
- + PB Ø 17, 20, 24, 28, 32, 40, 47, 54, 62
- + QDS 239 B
- + QDC 239.5

Accessories



TA (A)



QDS 239 C



QDS 239 R



PTS



TU



LUS / LUF



TU Rack PB239



SHS



S 4 Ecoline

S 4 C.2

S 4 DC

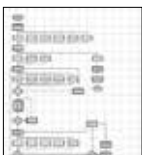
Technical data	S 4 Ecoline	S 4 C.2	S 4 DC
Crimp force (kN / Ton)	1800 / 180	1800 / 180	1800 / 180
No grease: 20% less friction	✓	✓	✓
Control	Control A	Control C. 2 + Touch	Control A
SAE R 12 / 4SP* 1 piece fitting	2"	2"	2"
SAE R 15 / 4SH* 2 piece fitting	1 ½"	1 ½"	1 ½"
SAE R 12 / 4SP* 2 piece fitting	2"	2"	2"
Industrial	2"	2"	2"
90° Elbows	1 ½"	1 ½"	1 ½"
Max. Crimp range	70 mm	70 mm	70 mm
Opening	+ 35 mm	+ 35 mm	+ 35 mm
Opening without dies	105 mm	105 mm	105 mm
Master dies length (mm)	100 mm	100 mm	100 mm
Type of dies	239 - xx	239 - xx	239 - xx
Speed (mm/sec)			
Close	2,7	2,7	0,8
Crimp	2,7	2,7	0,8
Open	4,7	4,7	1,3
Noise level	69 dBA	69 dBA	69 dBA
Drive	3 kW	3 kW	1,8 kW
Oil	35 L	35 L	4 L
L x W x H (mm)	592 x 545 x 672	720 x 600 x 672	509 x 430 x 485
Weight	160 kg	203 kg	132 kg
Options			
12 VDC / 24 VDC	-	-	✓
1~ VAC	✓	✓	-

Type of dies	
Ø mm	-mm-
6,8	50
9	50
10	50
12	65
14	65
16	65
17	65
19	65
20	65
22	65
24	65
26	65
28	80
30	80
31	80
32	80
36	80
38	80
39	80
40	80
44	80
47	100
50	100
54	100
57	100
62	100

* According to the fitting.

C.2 Control: Accessories

Additional Information



Customized software



Electronic caliper



Calibration mandrel



Barcode scanner



The S4 series is fitted with the clean slide bearing technology.




The S 4 series can be used to crimp short 90° elbow fittings with a long drop. This is impossible for other conventional machines.



With the double pin connection, it is possible to crimp on the front and rear sides of S 4 series machines.



The 12 VDC / 24 VDC units offer space- and weight-saving deployment options, e.g. for fitting service trucks.



PFM included with C.2 Control



PS Double foot pedal



UTS/UDL



ULS



807.2



Due to its narrow, innovative construction, high level of user friendliness, and long service life, the S 7 sets the standard for quality and cost effectiveness. Balanced weight and compact engineered design make the S 7 perfect for workshops and on-site service up to 2". The tried and tested greaseless slide bearing technology reduces maintenance costs and increases the product quality.



S 7

Compact Design

Fits in any workshop

Slide bearing technology

No greasing improves cleanliness of machine and prolongs its lifetime

Maximum productivity with very low maintenance costs

Flaking cannot stick in grease, no risk of prematurely damaging the crimping head

End product can be used in sanitary applications without cleaning

20% more capability for crimping stronger or more difficult couplings versus our competition's equivalent crimpers

Consistently accurate crimp result.

CE compliant

We reserve the right to make technical changes without notice. Options are machine parts that can only be ordered while buying the machine.

Package



QDS 239 B



QDC 239.5

Package = Machine

- + PB 17, 20, 24, 28, 32, 40, 44, 50, 57, 71
- + 265.239 L
- + QDS 239 B
- + QDC 239.5



The lightest mobile 2" Service crimper.
Only 90 kg with dies. 2" 4 SP.
Also available in 12 VDC / 24 VDC.



S 7 | S 7 DC

Technical data	S 7 S 7 DC
Crimp force (kN / Ton)	2400 / 240
No grease: 20% less friction	✓
Control	Control A
SAE R 15* / 4SH 1 piece fitting	2"
4SH* 2 piece fitting	2"
SAE R 15* 2 piece fitting	1 ½"
Industrial	2"
90° Elbows	1 ½"
Max. Crimp range	82 mm
Opening	+ 24 mm
Opening without dies	110 mm
Master dies length (mm)	100 mm
Type of dies	239 - xx / 265
Speed (mm/sec)	
Close	Manual
Crimp	0,42
Open	Manual
Noise level	70 dBA
Drive	0,75 kW
Oil	2,3 L
L x W x H (mm)	430 x 367 x 682
Weight	77 kg
Options	
12 VDC / 24 VDC	✓
1 Phase	✓
3 Phase	✓

* According to the fitting.

Type of dies	
Ø mm	-mm-
6,8	50
9	50
10	50
12	65
14	65
16	65
17	65
19	65
20	65
22	65
24	65
26	65
28	80
30	80
31	80
32	80
36	80
38	80
39	80
40	80
44	80
47	100
50	100
54	100
57	100
62	100

Type of dies	
Ø mm	-mm-
54	90
57	90
62	90
67	90
71	100
74	100

Accessories



TU Work Bench



PTS System

Additional Information



The micrometer allows you to easily set the crimping dimensions.



The QDS 239 B is available in the package.



Manual closing.



The lightest mobile 2" Service crimper. Also available in 12 VDC / 24 VDC.



Due to its narrow and innovative construction, high level of user friendliness and long service life, the S 6 sets new standards for quality and cost effectiveness. Its compact construction allows for ergonomic working. The use of long master dies allows you to crimp 90° elbow fittings up to 2" with the tried and tested greaseless slide bearing technology, which reduces maintenance costs and increases the product quality.



S 6

Large opening
Openly built for easy crimping of even 90° elbow pieces, without having to remove all the dies
Big crimping tool
Crimping of 3" industry hoses is possible
Compact Design
Fits in any workshop
Slide bearing technology
No greasing improves cleanliness of machine and prolongs its lifetime
Maximum productivity with very low maintenance costs
Flaking cannot stick in grease, no risk of prematurely damaging the crimping head
End product can be used in sanitary applications without cleaning
20% more capability for crimping stronger or more difficult couplings versus our competition's equivalent crimpers
Consistently accurate crimp result
ECOLINE Version
High quality for those new to crimping
CE compliant



S 6 Ecoline



S 6 Light DC



S 6 Ecoline C.2

We reserve the right to make technical changes without notice. Options are machine parts that can only be ordered while buying the machine.

Package


Accessories



QDS 239 B



QDC 239.5



TA (A)



QDS 239 C



QDS 239 R



QDS 239 S



PS Double foot pedal
(Only S 6. Not Ecoline & light models).

Package = Machine

- + PB Ø 17, 20, 24, 28, 32, 40, 44, 50, 57, 71
- + 266.239L
- + QDC 239.5
- + QDS 239 B



TU Work Bench



LUS / LUF



TU Rack PB239



SHS



PTS



S 6

S 6 Light

S 6 Light DC

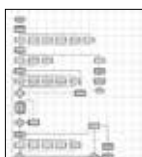
Technical data	S 6 Ecoline	S 6	S 6 Light	S 6 Light DC
Crimp force	2000 / 200	2000 / 200	2400 / 240	2400 / 240
No grease: 20% less friction	✓	✓	✓	✓
Control	Control A	Control A	Control A	Control A
SAE R 15* / 4SH 1 piece fitting	2"	2"	2"	2"
4 SH* 2 piece fitting	2"	2"	2"	2"
SAE R 15* 2 piece fitting	1 ½"	1 ½"	1 ½"	1 ½"
Industrial	3"	3"	3"	3"
90° Elbows	2"	2"	2"	2"
Crimp range	100 mm	100 mm	100 mm	100 mm
Opening	+ 45 mm	+ 45 mm	+ 41 mm	+ 41 mm
Opening without dies	147 mm	147 mm	143 mm	143 mm
Master dies length (mm)	110 mm	110 mm	110 mm	110 mm
Type of dies	239 - xx / 266	239 - xx / 266	239 - xx / 266	239 - xx / 266
Speed (mm/sec)				
Close	4,9	9,7	1,5	1,1
Crimp	2,3	2,2	1,5	0,3
Open	8,2	16	8,7	6,5
Noise level	69 dBA	69 dBA	69 dBA	69 dBA
Drive	4 kW	4 kW	3 kW	1,8 kW
Oil	50 L	70 L	35 L	4 L
L x W x H (mm)	700 x 600 x 735	690 x 600 x 1350	600 x 550 x 750	505 x 430 x 490
Weight	248 kg	374 kg	190 kg	145 kg
Options				
12 VDC / 24 VDC	-	-	-	✓
1 Phase	✓	-	✓	-
3 Phase	✓	✓	✓	-
C.2 Control	✓	✓	-	-

Type of dies		
Ø mm	-mm-	-mm-
		266
6,8	50	
9	50	
10	50	
12	65	
14	65	
16	65	
17	65	
19	65	
20	65	
22	65	
24	65	
26	65	
28	80	
30	80	
31	80	
32	80	
36	80	
38	80	
39	80	
40	80	
44	80	
47	100	
50	100	
54	100	
57	100	
62	100	110
67		110
71		110
74		110
78		110
84		110
86		110
92		110

* According to the fitting. ** Intermediate dies not required: only S 6.

C.2 Control: Accessories

Additional Information



Customized software



Electronic caliper



Calibration mandrel



Barcode scanner



The micrometer allows you to easily set the crimping dimensions.




The S 6 series can be used to crimp short 90° elbow fittings with a long drop. This is impossible for other conventional machines.



The new, user-friendly Control C.2 is available as an option.



The 12 VDC / 24 VDC units offer space- and weight-saving deployment options, e.g. for fitting service trucks.



PFM included with C.2 Control



PS Double foot pedal



UTS/UDL



ULS



807.2



Due to its narrow and innovative construction, high level of user friendliness and long service life, the S 8 i / 10 i sets new standards for quality and cost effectiveness. Its compact construction allows for ergonomic working. The use of long master dies allows you to crimp 90° elbow fittings up to 2" with the tried and tested greaseless slide bearing technology, which reduces maintenance costs and increases the product quality.



S 8 i Ecoline + S 10 i Ecoline



S 8 i + S 10 i



S 8 i C.2 + S 10 i C.2

Large opening
Openly built for easy crimping of even 90° elbow pieces, without having to remove all the dies
Big crimping tool
Crimping of 4" industry hoses is possible
Compact Design
Fits in any workshop
Slide bearing technology
No greasing improves cleanliness of machine and prolongs its lifetime
Maximum productivity with very low maintenance costs
Flaking cannot stick in grease, no risk of prematurely damaging the crimping head
End product can be used in sanitary applications without cleaning
20% more capability for crimping stronger or more difficult couplings versus our competition's equivalent crimpers
Consistently accurate crimp result
ECOLINE Version
High quality for those new to crimping
CE compliant

We reserve the right to make technical changes without notice. Options are machine parts that can only be ordered while buying the machine.

Package



QDS 239 B

QDC 239.5

- Package = Machine
- + PB Ø 17, 20, 24, 28, 32, 40, 44, 50, 57, 71
- + 237L.239.2
- + QDS 239 B
- + QDC 239.5


Accessories



QDS 239 C



QDS 239 S



TA



TU Rack PB239



PS Double foot pedal
(not Ecoline model).



SHS



PTS



LUS / LUF



Oil Cooler (OC S3/4/6/8/10)



S 8 i

S 10 i

S 8 i Ecoline | S 10 i Ecoline

Technical data	S 8 i	S 8 i Ecoline	S 10 i	S 10 i Ecoline
Crimp force	2200 / 220	2200 / 220	2800 / 280	2800 / 280
No grease: 20% less friction	✓	✓	✓	✓
Control	Control A	Control A	Control A	Control A
SAE R 15* / 4SH 1 piece fitting	2"	2"	2"	2"
4 SH* 2 piece fitting	2"	2"	2"	2"
SAE R 15* 2 piece fitting	1 ½"	1 ½"	2"	2"
Industrial	4"	4"	4"	4"
90° Elbows	2"	2"	2"	2"
Max. Crimp range	139 mm	139 mm	139 mm	139 mm
Opening	+ 45 mm	+ 45 mm	+ 45 mm	+ 45 mm
Opening without dies	190 mm	190 mm	190 mm	190 mm
Master dies length (mm)	126 mm	126 mm	126 mm	126 mm
Type of dies	239-xx / 237 L**	239-xx / 237 L**	239-xx / 237 L**	239-xx / 237 L**
Speed (mm/sec)				
Close	6,1	4,8	6,1	4,8
Crimp	1,7	2,3	1,7	2,3
Open	10,3	7,9	10,3	7,9
Noise level	63 dBA	63 dBA	63 dBA	63 dBA
Drive	4 kW	4 kW	5,5 kW	4 kW
Oil	55 L	50 L	55 L	50 L
L x W x H (mm)	690 x 600 x 1400	700 x 600 x 845	690 x 600 x 1400	700 x 600 x 845
Weight	390 kg	372 kg	390 kg	372 kg
Options				
Control C.2	✓	-	✓	-


Type of dies		Type of dies	
239-xx-Ø-yy		237 L	
Ø mm	-mm-	Ø mm	-mm-
6,8	50	54	118
9	50	57	118
10	50	62	118
12	65	67	118
14	65	71	118
16	65	74	118
17	65	78	118
19	65	84	118
20	65	86	118
22	65	90	118
24	65	96	118
26	65	103	118
28	80	106	126
30	80	111	126
31	80	116	126
32	80	121	126
36	80	126	126
38	80	131	126
39	80		
40	80		
44	80		
47	100		
50	100		
54	100		
57	100		
62	100		

* According to the fitting.

** Intermediate dies not required.

C.2 Control: Accessories

Additional Information



Customized software



Electronic caliper



Calibration mandrel



Barcode scanner



PS Double foot pedal



UTS/JDL



ULS




807.2



The S 8 / 10 series is fitted with the clean slide bearing technology.



The micrometer allows you to easily set the crimping dimensions.



PFM included with C.2 Control.



Due to its narrow and innovative construction, high level of user friendliness and long service life, the S 8 i x l / 10 i x l sets new standards for quality and cost effectiveness. Its large opening (+61 mm) fits industrial hoses with large flanges. The use of long master dies allows you to crimp 90° elbow fittings up to 2" with the tried and tested greaseless slide bearing technology, which reduces maintenance costs and increases the product quality.



S 8 i x l Ecoline + S 10 i x l Ecoline



S 8 i x l + S 10 i x l



S 8 i x l C.2 + S 10 i x l C.2

Large opening
Openly built for easy crimping of even 90° elbow pieces, without having to remove all the dies
Big crimping tool
Crimping of 4" industry hoses is possible
Compact Design
Fits in any workshop
Slide bearing technology
No greasing improves cleanliness of machine and prolongs its lifetime
Maximum productivity with very low maintenance costs
Flaking cannot stick in grease, no risk of prematurely damaging the crimping head
End product can be used in sanitary applications without cleaning
20% more capability for crimping stronger or more difficult couplings versus our competition's equivalent crimpers
Consistently accurate crimp result
ECOLINE Version
High quality for those new to crimping
CE compliant

We reserve the right to make technical changes without notice. Options are machine parts that can only be ordered while buying the machine.

Package



GDS 239 B



GDC 239.5

Package = Machine
 + PB Ø 17, 20, 24, 28, 32, 40, 44, 50, 57, 71
 + 237L.239.2
 + GDS 239 B
 + GDC 239.5


Accessories



GDS 239 C



GDS 239 S



TA



TU Rack PB239



PS Double foot pedal
(not Ecoline model).



SHS



PTS



LUS / LUF



Oil Cooler (OC S3/4/6/8/10)





S 8 i xl

S 10 i xl

S 8 i xl Ecoline | S 10 i xl Ecoline

Technical data	S 8 i xl	S 8 i xl Ecoline	S 10 i xl	S 10 i xl Ecoline
Crimp force	2200 / 220	2200 / 220	2800 / 280	2800 / 280
No grease: 20% less friction	✓	✓	✓	✓
Control	Control A	Control A	Control A	Control A
SAE R 15* / 4SH 1 piece fitting	2"	2"	2"	2"
4 SH* 2 piece fitting	2"	2"	2"	2"
SAE R 15* 2 piece fitting	1 1/2"	1 1/2"	2"	2"
Industrial	4"	4"	4"	4"
90° Elbows	2"	2"	2"	2"
Max. Crimp range	139 mm	139 mm	139 mm	139 mm
Opening	+ 61 mm	+ 61 mm	+ 61 mm	+ 61 mm
Opening without dies	200 mm	200 mm	200 mm	200 mm
Master dies length (mm)	126 mm	126 mm	126 mm	126 mm
Type of dies	239-xx-Ø / 237 L**	239-xx-Ø / 237 L**	239-xx-Ø / 237 L**	239-xx-Ø / 237 L**
Speed (mm/sec)				
Close	6,0	3,0	6,0	3,0
Crimp	1,4	1,4	1,4	1,4
Open	1,7	8,5	1,7	8,5
Noise level	63 dBA	63 dBA	63 dBA	63 dBA
Drive	4 kW	4 kW	5,5 kW	4 kW
Oil	70 L	50 L	70 L	50 L
L x W x H (mm)	570 x 720 x 1400	630 x 700 x 850	570 x 720 x 1400	630 x 700 x 850
Weight				
Options				
Control C.2	✓	-	✓	-

Type of dies	
	239-xx-Ø-yy
Ø mm	-mm-
6,8	50
9	50
10	50
12	65
14	65
16	65
17	65
19	65
20	65
22	65
24	65
26	65
28	80
30	80
31	80
32	80
36	80
38	80
39	80
40	80
44	80
47	100
50	100
54	100
57	100
62	100


Type of dies	
	237 L
Ø mm	-mm-
54	118
57	118
62	118
67	118
71	118
74	118
78	118
84	118
86	118
90	118
96	118
103	118
106	126
111	126
116	126
121	126
126	126
131	126

* According to the fitting.

** Intermediate dies not required.

C.2 Control: Accessories

Additional Information



Customized software



Electronic caliper



Calibration mandrel



Barcode scanner



PS Double foot pedal



UTS/JDL



ULS




807.2



The S 8 / 10 series is fitted with the clean slide bearing technology.



The micrometer allows you to easily set the crimping dimensions.



PFM included with C.2 Control.



Production Crimpers

Innovative, productive and durable.



Greaseless

Slide bearings on the crimp tool improve efficiency up to 20%, reduce friction and help keep the tool free of contaminants.



Universal

For all types of hoses and fittings.



Fixed 6-o'clock die

Stationary bottom die for efficient positioning of the product.



Low Noise

Very quiet hydraulic system.



Ergonomic

Ease of operator use for maximum productivity.







Due to its narrow and innovative construction, high level of user friendliness, and long service life, the HM 3 H sets new standards for quality and cost effectiveness. Thanks to its compact construction, it allows easy, uncomplicated, and “fast” crimping. The intuitive UNIFLEX Software on the convenient CONTROL C.2 Touch completes the HM 3 H and ensures product quality.



HM 3 H

Engineered solutions using quality components

- Smaller machine increases ergonomics
- Full length of fittings crimped in one stroke increases product quality and production efficiency
- Noiseless high-quality pump

Slide bearing technology

- No greasing improves cleanliness of machine and prolongs its lifetime
- Maximum productivity with very low maintenance costs
- Flaking cannot stick in grease, no risk of prematurely damaging the crimping head
- End product can be used in sanitary applications without cleaning
- 20% more capability for crimping stronger or more difficult couplings versus our competition's equivalent crimpers
- Consistently accurate crimp result

CE compliant

We reserve the right to make technical changes without notice. Options are machine parts that can only be ordered while buying the machine.

Package



GDS 239 B




GDC 239.5

- Package = Machine
- + PB Ø 17, 20, 24, 28, 32, 40, 44, 50
- + QDC 239.5
- + GDS 239 B
- + Control C.2

Pressure Force Monitoring

PFM – Standard on all machines with C.2 Control



Quality-enhancing option for series production. With PFM, the upper and lower pressure limits can be set by adjusting the tolerance values obtained from test pressing. Pressures outside these limits are output as errors. It is possible to let the machine switch off at a fixed upper or lower limit, thereby obtaining a higher process safety.

This way you can display and record combinations of incorrect hose and fittings, skipped work stage, such as skiving of the hose or a poorly positioned hose-fitting connection. Achieve integrated quality control without any additional effort.

Accessories



TU Work Bench



SHS



HM 3 H

Technical data	HM 3 H
Crimp force (kN / Ton)	700 / 70
No grease: 20% less friction	✓
Control	Control C.2 + Touch
SAE R 12 / 4SP* 2 piece fitting*	1"
4 SH* 2 piece fitting*	3/4"
SAE R 15* 2 piece fitting*	3/4"
Industrial*	2"
90° Elbows*	1 1/2"
Max. Crimp range	70 mm
Opening	+ 35 mm
Opening without dies	105 mm
Master dies length (mm)	100 mm
Type of dies	239-xx-Ø-yy
Speed (mm/sec)	
Close	8,6
Crimp	8,6
Open	10,5
Noise level	53 dBA
Drive	5,5 kW
Oil	50 L
L x W x H (mm)	720 x 600 x 672
Weight	193 kg

Type of dies


Ø mm	-mm-
6,8	50
9	50
10	50
12	65
14	65
16	65
17	65
19	65
20	65
22	65
24	65
26	65
28	80
30	80
31	80
32	80
36	80
38	80
39	80
40	80
44	80
47	100
50	100
54	100
57	100
62	100

* According to the fitting.

Additional Information



A 90° elbow with long ending is no problem for the UNIFLEX HM 3 H. While our competition still searches, we have the solution.



With our two position holes-system, the insertion of all dies from both sides is easy and quick. You can also choose two different options to position your die set. The HM3H is compact and easily accessible.

Accessories

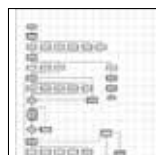
C.2 Control: Accessories



GDS 239 R



TU Rack PB239

Oil Cooler
(n° OC HM xxx)Customized
software

Electronic caliper



Calibration mandrel



Barcode scanner



TA (A)



PTS



LUS / LUF



PS Double foot pedal



UTS/UDL



ULS



807.2



Due to their narrow, innovative construction, high level of user friendliness, and long service life, the HM 220 and HM 225 set the standard for quality and cost effectiveness. Their unrivaled accessibility makes ergonomic working possible – optionally from both sides – in production and series manufacture. The tried and tested greaseless slide bearing technology reduces maintenance costs, and the strong crimping force of up to 1400 /1600 kN is rated for widths up to 1¼“.



HM 225

Engineered solutions using quality components

- Smaller machine increases ergonomics
- HiLo cylinder - Maximum efficiency causing less heat
- Noiseless high-quality pump

Fixed 6- o'clock die

- Workpiece does not move, making it easier to position laterally
- Increases productivity, driving up profitability
- Reduces risk for injuries

Slide bearing technology

- No greasing improves cleanliness of machine and prolongs its lifetime
- Maximum productivity with very low maintenance costs
- Flaking cannot stick in grease, no risk of prematurely damaging the crimping head
- End product can be used in sanitary applications without cleaning
- 20% more capability for crimping stronger or more difficult couplings versus our competition's equivalent crimpers
- Consistently accurate crimp result

CE compliant

We reserve the right to make technical changes without notice. Options are machine parts that can only be ordered while buying the machine.

Package



GDS 239 B




GDC 239.5

Package = Machine

- (HM 225) + PB Ø 17, 20, 24, 28, 32, 40, 44, 47, 50, 62
- (HM 220) + PB Ø 17, 20, 25, 28, 32, 40, 44, 50
- + GDS 239 B + GDC 239.5
- +Control C.2

Pressure Force Monitoring

PFM – Standard on all machines with C.2 Control



Quality-enhancing option for series production. With PFM, the upper and lower pressure limits can be set by adjusting the tolerance values obtained from test pressing. Pressures outside these limits are output as errors. It is possible to let the machine switch off at a fixed upper or lower limit, thereby obtaining a higher process safety.

This way you can display and record combinations of incorrect hose and fittings, skipped work stage, such as skiving of the hose or a poorly positioned hose-fitting connection. Achieve integrated quality control without any additional effort.

Accessories



GDS 239 C



PTS



optional: QDS 239 S

HM 220

HM 225


Additional Information



The clear Control C.2 and the optional UTS software provide complete documentation of production data, including the timestamp.



The compact, narrow and ergonomic construction makes working on both sides possible.



The fixed 6-o'clock die makes safe and low-force positioning of the workpiece possible, which improves cost effectiveness as well as safety.

Technical data	HM 220	HM 225
Crimp force (kN / Ton)	1350 / 135	1600 / 160
No grease: 20% less friction	✓	✓
Control	Control C.2 + Touch	Control C.2 + Touch
SAE R 15 / 4SH* 1 piece fitting*	1 1/4"	1 1/4"
4 SH* 2 piece fitting*	1"	1 1/4"
SAE R 15* 2 piece fitting*	1"	1 1/4"
Industrial*	2"	2"
90° Elbows*	1 1/2"	1 1/2"
Max. Crimp range	70 mm	70 mm
Opening	+ 35 mm	+ 40 mm
Opening without dies	105 mm	110 mm
Master dies length (mm)	75 mm	90 mm
Type of dies	239	239 -xx-θ-yy
Speed (mm/sec)		
Close	10	19
Crimp	5	1,5
Open	10	19
Noise level	53 dBA	53 dBA
Drive	5,5 kW	5,5 kW
Oil	80 L	80 L
L x W x H (mm)	645 x 560 x 1450	645 x 560 x 1470
Weight	310 kg	470 kg

* According to the fitting

Type of dies	
∅ mm	-mm-
6,8	50
9	50
10	50
12	50
14	50
16	65
17	65
19	65
20	65
22	65
24	65
26	65
28	80
30	80
31	80
32	80
36	80
38	80
39	80
40	80
44	80
47	100
50	100
54	100
57	100
62	100

Type of dies	
∅ mm	-mm-
6,8	
9	50
12	50
14	60
16	60
17	60
19	60
20	60
22	60
24	60
26	75
28	75
30	75
31	75
32	75
36	75
38	75
39	75
40	75
44	75
47	75
50	75
54	75
57	75
62	75

Accessories

C.2 Control: Accessories



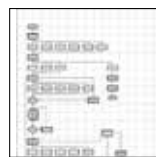
QDS 239 S



QDS 239 R



SHS



Customized software




Electronic caliper



Calibration mandrel



Barcode scanner



TA (A)



LUS / LUF



Oil Cooler (n° OC HM xxx)



PS Double foot pedal



UTS/UDL



ULS



807.2

As reliable classic machines, the HM 3xx series unites all the outstanding properties of a production crimper. They are compact, powerful and make ergonomic working possible. Combining a convincingly solid construction with a high level of user friendliness, and long service life, the HM 3xx set a new standard for quality and cost effectiveness.



HM 325 | HM 375 | HM 380

Engineered solutions using quality components

- Smaller machine increases ergonomics
- HiLo cylinder - Maximum efficiency causing less heat
- Noiseless high-quality pump
- Full length of fittings crimped in one stroke increases product quality and production efficiency
- Lateral reinforcement optimizes overall tolerance

Fixed 6- o'clock die

- Workpiece does not move, making it easier to position laterally
- Increases productivity, driving up profitability
- Reduces risk for injuries

Slide bearing technology

- No greasing improves cleanliness of machine and prolongs its lifetime
- Maximum productivity with very low maintenance costs
- Flaking cannot stick in grease, no risk of prematurely damaging the crimping head
- End product can be used in sanitary applications without cleaning
- 20% more capability for crimping stronger or more difficult couplings versus our competition's equivalent crimpers
- Consistently accurate crimp result

CE compliant

We reserve the right to make technical changes without notice. Options are machine parts that can only be ordered while buying the machine.

Package



GDS 239 B




GDC 239.5

- Package = Machine
 + PB Ø 17, 20, 24, 28, 32, 40, 44, 50, 57, 71
 + 237.239.2L2
 + GDC 239.5
 + GDS 239 B
 + Control C.2

Pressure Force Monitoring

PFM – Standard on all machines with C.2 Control



Quality-enhancing option for series production. With PFM, the upper and lower pressure limits can be set by adjusting the tolerance values obtained from test pressing. Pressures outside these limits are output as errors. It is possible to let the machine switch off at a fixed upper or lower limit, thereby obtaining a higher process safety.

This way you can display and record combinations of incorrect hose and fittings, skipped work stage, such as skiving of the hose or a poorly positioned hose-fitting connection. Achieve integrated quality control without any additional effort.

Accessories



PTS



LUS / LUF



HM 325 | HM 375 | HM 380

Additional Information



The compact, narrow and ergonomic construction makes working on both sides possible.



The fixed 6-o'clock die makes safe and low-force positioning of the workpiece possible, which improves cost effectiveness as well as safety.



With the Barcode Scanner you can scan articles quickly and efficiently.

Technical data	HM 325	HM 375	HM 380
Crimp force (kN / Ton)	2800 / 280	3150 / 315	3400 / 340
No grease: 20% less friction	✓	✓	✓
Control	Control C.2 + Touch	Control C.2 + Touch	Control C.2 + Touch
SAE R 15 / 4SH* 1 piece fitting*	2"	3"	3"
SAE R 15 / 4SH* 2 piece fitting*	2"	2 ½"	3"
Industrial*	4" (6")**	4" (6")**	4" (6")**
90° Elbows*	3"	3"	3"
Max. Crimp range**	165 mm**	165 mm**	165 mm**
Opening	+ 70 mm	+ 70 mm	+ 70 mm
Opening without dies	215 mm	215 mm	215 mm
Master dies length (mm)	126 mm	126 mm	126 mm
Type of dies	239 L / 237 L	239 L / 237 L	239 L / 237 L
Speed (mm/sec)			
Close	23	23	23
Crimp	1,4	1,4	1,3
Open	33	33	33
Noise level	69 dBA	62 dBA	62 dBA
Drive	4 kW	4 kW	4 kW
Oil	100 L	100 L	100 L
L x W x H (mm)	1200 x 600 x 1700	1200 x 600 x 1700	1200 x 600 x 1700
Weight	750 kg	750 kg	750 kg
CGS (Conicity Guard System)	✓	✓	✓
HiDS (High Pressure Pump Dynamic Suction)	✓	✓	✓

Type of dies	
	239-xx-β-yy
Ø mm	-mm-
6,8	50
9	50
10	50
12	65
14	65
16	65
17	65
19	65
20	65
22	65
24	65
26	65
28	80
30	80
31	80
32	80
36	80
38	80
39	80
40	80
44	80
47	100
50	100
54	100
57	100
62	100

Type of dies	
	237 L***
Ø mm	-mm-
54	118
57	118
62	118
67	118
71	118
74	118
78	118
84	118
86	118
90	118
96	118
103	118
106	126
111	126
116	126
121	126
126	126
131	126

* According to the fitting.
** With master dies.

Accessories

C.2 Control: Accessories



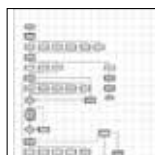
QDS 239 S



QDS 239 C



QDS 239 R



Customized software




Electronic caliper




Calibration mandrel



Barcode scanner



TA (A)



OCS



SHS



Oil Cooler
(n° OC HM xxx)



PS Double foot pedal



UTS/UDL



ULS



807.2

Due to their compact, all-round accessible construction, high level of user friendliness, and long service life, the HM 450, HM 480 and HM 495 set the standard for quality and cost effectiveness. The crimpers' particularly large opening stroke and the use of long master dies allow you to crimp all types of fittings and up to 12" industrial hoses.



HM 480

Engineered solutions using quality components

- Compact machine for ergonomic work
- HiLo cylinder - Maximum efficiency causing less heat
- Noiseless high-quality pump
- Long master dies to crimp all types of workpieces
- Full length of fittings crimped in one stroke increases product quality and production efficiency

Fixed 6- o'clock die

- Workpiece does not move, making it easier to position laterally
- Increases productivity, driving up profitability
- Reduces risk for injuries

Slide bearing technology

- No greasing improves cleanliness of machine and prolongs its lifetime
- Maximum productivity with very low maintenance costs
- Flaking cannot stick in grease, no risk of prematurely damaging the crimping head
- End product can be used in sanitary applications without cleaning
- 20% more capability for crimping stronger or more difficult couplings versus our competition's equivalent crimpers
- Consistently accurate crimp result

CE compliant

We reserve the right to make technical changes without notice. Options are machine parts that can only be ordered while buying the machine.

Package



GDS 239 B




GDC 239.5

- Package = Machine
 + PB Ø 17,20,24,28,32,40,44,50,57,71
 + 237.239.2L2 + 245.237L
 + GDC 239.5 + GDS 239 B
 + Control C.2

Pressure Force Monitoring

PFM – Standard on all machines with C.2 Control



Quality-enhancing option for series production. With PFM, the upper and lower pressure limits can be set by adjusting the tolerance values obtained from test pressing. Pressures outside these limits are output as errors. It is possible to let the machine switch off at a fixed upper or lower limit, thereby obtaining a higher process safety.

This way you can display and record combinations of incorrect hose and fittings, skipped work stage, such as skiving of the hose or a poorly positioned hose-fitting connection. Achieve integrated quality control without any additional effort.

Accessories



PTS



Oil Cooler
(n° OC HM xxx)



HM 450

HM 480 | HM 495

Additional Information



Due to the long master dies, you can crimp virtually all types of fittings.



The machines are very compact and narrow for a better work environment.

Technical data	HM 450	HM 480	HM 495
Crimp force (kN / Ton)	4000/400	4500/450	6000/600
No grease: 20% less friction	✓	✓	✓
Control	Control C.2 + Touch	Control C.2 + Touch	Control C.2 + Touch
SAE R 15 / 4SH* 1 piece fitting	3"	3"	3"
SAE R 15 / 4SH* 2 piece fitting	3"	3"	3"
Industrial	6" (12")**	8" (12")**	8" (12")**
Elbows	3"	3"	3"
Max. Crimp range	310 mm	310 mm	310 mm
Opening	+ 130	+ 150	+ 150
Opening without dies	360 mm	380 mm	380 mm
Master dies length (mm)	150 mm	150 mm	150 mm
Type of dies	245 / 237L / 239-xx-Ø-yy	245 / 237L / 239-xx-Ø-yy	245 / 237L / 239-xx-Ø-yy
Speed (mm/sec)			
Close	19	18	17
Crimp	1,4	1,3	1,5
Open	39	20	20
Noise level	62 dBA	62 dBA	62 dBA
Drive	5,5 kW	5,5 kW	5,5 kW
Oil	300 L	300 L	300 L
L x W x H (mm)	730 x 1590 x 1915	730 x 1590 x 2015	730 x 1590 x 2080
Weight	2600 kg	2600 kg	2700 kg
HiDS (High Pressure Pump Dynamic Suction)	✓	✓	✓

* Special dies (reduced opening).

** Pile fittings without flange.

Type of dies	
	239-xx-Ø-yy
Ø mm	-mm-
6,8	50
9	50
10	50
12	65
14	65
16	65
17	65
19	65
20	65
22	65
24	65
26	65
28	80
30	80
31	80
32	80
36	80
38	80
39	80
40	80
44	80
47	100
50	100
54	100
57	100
62	100

Type of dies	
	237 L / 245
Ø mm	-mm-
54	118
57	118
62	118
67	118
71	118
74	118
78	118
84	118
86	118
90	118
96	118
103	118 / 130
106	126 / 130
111	126 / 130
116	126 / 130
121	126 / 130
126	126 / 130
131	126 / 130
136	130
146	150
156	150
170	150
185	150
200	150
230*	220
265*	220
275*	220
305*	220

Accessories

C.2 Control: Accessories



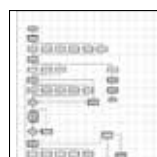
GDS 239 S



GDS 239 C



GDS 239 R



Customized software




Electronic caliper




Calibration mandrel



Barcode scanner



TA (A)



OCS



LUS / LUF



PS Double foot pedal



UTS/UDL



ULS



807.2

With their distinctive construction and high crimping force of up to 12000 kN, the HM 660, HM 665 and HM 1200 are one of UNIFLEX's powerhouses. They set the standard for quality and cost effectiveness. Using one of these models, you can easily crimp up to 12" industrial hoses (according to the fitting).



HM 665

Engineered solutions using quality components

- Smaller machine increases ergonomics
- HiLo cylinder - Maximum efficiency causing less heat
- Noiseless high-quality pump
- Full length of fittings crimped in one stroke increases product quality and production efficiency
- Lateral reinforcement optimizes overall tolerance

Fixed 6- o'clock die

- Workpiece does not move, making it easier to position laterally
- Increases productivity, driving up profitability
- Reduces risk for injuries

Slide bearing technology


- No greasing improves cleanliness of machine and prolongs its lifetime
- Maximum productivity with very low maintenance costs
- Flaking cannot stick in grease, no risk of prematurely damaging the crimping head
- End product can be used in sanitary applications without cleaning
- 20% more capability for crimping stronger or more difficult couplings versus our competition's equivalent crimpers
- Consistently accurate crimp result

CE compliant

We reserve the right to make technical changes without notice. Options are machine parts that can only be ordered while buying the machine.

Pressure Force Monitoring

PFM – Standard on all machines with C.2 Control



Quality-enhancing option for series production. With PFM, the upper and lower pressure limits can be set by adjusting the tolerance values obtained from test pressing.

Pressures outside these limits are output as errors. It is possible to let the machine switch off at a fixed upper or lower limit, thereby obtaining a higher process safety.

This way you can display and record combinations of incorrect hose and fittings, skipped work stage, such as skiving of the hose or a poorly positioned hose-fitting connection. Achieve integrated quality control without any additional effort.



HM 660 | HM 1200

HM 665

Additional Information



Due to the long master dies, you can crimp virtually all types of fittings.

The fixed 6- o'clock die makes safe and low-force positioning of the workpiece possible, which improves cost effectiveness as well as safety.

Technical data	HM 660	HM 665	HM 1200
Crimp force (kN / Ton)	8000 / 800	6000 / 600	12000 / 1200
No grease: 20% less friction	✓	✓	✓
Control	Control C.2 + Touch	Control C.2 + Touch	Control C.2 + Touch
SAE R 15 / 4SH* 1 piece fitting	3"	3"	3"
SAE R 15 / 4SH* 2 piece fitting	3"	3"	3"
Industrial	10"	12" / 16**	10"
90° Elbows	3"	3"	3"
Max. Crimp range	325 mm**	450 mm**	325 mm**
Opening	+ 120 mm	+ 180 mm	+ 120 mm
Opening without dies	395 mm	580 mm	395 mm
Master dies length (mm)	200 mm	250 mm	200 mm
Type of dies	246 / 237L / 239-xx-Ø-yy	298 / 245 / 237L / 239-xx-Ø-yy	246 / 237L / 239-xx-Ø-yy
Speed (mm/sec)			
Close	15	17	11
Crimp	2	0,9	1,5
Open	15	25	11
Noise level	69 dBA	69 dBA	69 dBA
Drive	18,5 kW	5,5 kW	18,5 kW
Oil	300 L	300 L	300 L
L x W x H (mm) Machine + Power Unit	1400 x 1050 x 2470	970 x 1800 x 2400	1400 x 1130 x 2660
L x W x H (mm) Machine + Power Unit	700 x 1160 x 1360	integrated	1100 x 1300 x 1500
Weight	4200 kg + 450 kg	5200 kg	4480 kg + 450 kg
HiDS (High Pressure Pump Dynamic Suction)	✓	✓	✓

* Layflat hoses with special dies.

** According to the fitting.

Type of dies	
239-xx-Ø-yy	
Ø mm	-mm-
6,8	50
9	50
10	50
12	65
14	65
16	65
17	65
19	65
20	65
22	65
24	65
26	65
28	80
30	80
31	80
32	80
36	80
38	80
39	80
40	80
44	80
47	100
50	100
54	100
57	100
62	100

Type of dies	
237 L	
246**	
Ø mm	-mm-
54	118
57	118
62	118
67	118
71	118
74	118
78	118
84	118
86	118
90	118
96	118
103	118
106	126
111	126
116	126
121	126
126	126
131	126
136	150
146	150
156	150
170	170
185	200
200	200
215	200
230	200
245	200
260	200

Type of dies	
298	
Ø mm	-mm-
200	250
220	250
240	250
260	250
280	250
300	250
320	250
340	250
360	250
380	250

Type of dies	
245	
Ø mm	-mm-
103	130
106	130
111	130
116	130
121	130
126	130
131	130
136	130
146	150
156	150
170	150
185	150
200	150

Accessories

C.2 Control: Accessories



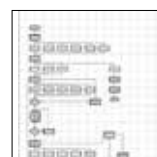
PTS



QDS 239 C



QDS 239 R



Customized software




Electronic caliper



Calibration mandrel



Barcode scanner



OCS



LUS / LUF



Oil Cooler (n° OC HM xxx)



PS Double foot pedal



UTS/UDL



ULS



807.2



Options and Accessories

For crimpers.



The new CONTROL C.2 with its intuitive operation for UNIFLEX crimpers, test benches and several more products has a colour touch display. The new menus (Quick-Start-Menu and Production Menu) as well as the possibility to individualize each and every menu and application will make your work much easier. Everything can be controlled via HID, i.e. via Windows devices. In addition, you can record, monitor and assure the quality of your product and how the machine works via the PFM option.



Control C.2

Production management for serial production, production in line with your own processes

Endless item memory increases productivity and consistency

Item data easily searchable for faster set up of the next part. Data set filtering for faster production

Data sets can be read in via scanner

Scanner menus can be linked to your production data set

Intuitive operation

Service via network

Simple organization of changes, maintenance and management of production data sets


Central order management from the desktop saves time and money

Windows based

Upload and download data

Easily upload and download data using HID-compliant devices, such as external database, scanners, USB flash drive, Vernier calipers or remotely via the Internet

Inclusive: Pressure Force Monitoring



PFM – Standard on all machines with C.2 Control

Quality-enhancing option for series production. With PFM, the upper and lower pressure limits can be set by adjusting the tolerance values obtained from test pressing.

Pressures outside these limits are output as errors. It is possible to let the machine switch off at a fixed upper or lower limit, thereby obtaining a higher process safety.

This way you can display and record combinations of incorrect hose and fittings, skipped work stage, such as skiving of the hose or a poorly positioned hose-fitting connection. Achieve integrated quality control without any additional effort.

Start the machine and its control:

START Language



Language selection, other languages available upon request.

Units



Configuration units.

Different users are possible:

LOGIN User Login



Factory settings via user details and password with functionality assignments and user rights.

MENU Login by menu



Quick menu and production menu.

After Login, you have the choice: Quick Menu or Production Menu.

QUICK MENU



Input of the crimping dimensions, correction value and crimping dies (automatic).

PRODUCTION MENU



Four choices for selecting compression parameters quickly and easily. Selection menu includes pressing by dimension, by pressure, stored parameters in integrated database in the controller; or by use of a barcode scanner.

PRODUCTION MENU

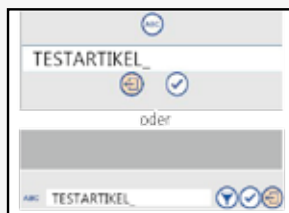
- (1) Crimping by dimension (parameter)
- (2) By pressure (parameter)
- (3) Via the integrated database
- (4) Barcode scanner



Easily input crimping dimensions, correction value, hold time, aperture diameter, pre-selection of counter and crimping dies (automatic).



Easily input pressure, hold time, aperture diameter, pre-selection counter and crimping dies.



Search for and create articles numerically or alpha-numerically. Articles can be easily selected using the "Quick Search Menu".



Scan article data via barcode. (accessories)

Accessories for C.2:

UTS Ctrl C.2

Order number: UTS Ctrl C Package



Allows the reading and output of production data or measured data (including time stamps) for complete production documentation. The ability to block the machine's user interface against erroneous input increases the transparency of the production process.



Order number: UTS / UDL



UTS (UNIFLEX transfer software)
Data management software /
UDL (UNIFLEX) data logging

Accessories for C.2

Order number:

Calb Ctrl C.2 (software + hardware)



Calibrating your machine is simple using digital measurement via the software and the calibration mandrel.

Order number: Kit 800.610 + 800.606 / Caliper Ctrl C 3 inch

or Kit 800.610 + 800.609 / Caliper Ctrl C 4 inch



Measuring point menu with foot mouse / Vernier caliper (3 or 4"): Quality testing using calipers and foot mouse (as OK button). With the digital calipers, you can also check the crimping dimensions for conicity and ovality (number of measurement points). The pictogram-driven menu control guides you through the entire process.

Order number:

TA(A)

PS Double.2

807.2



Depth stop



Double foot pedal



Screen protection

Order number:

BCR Ctrl C.2

800.610



Barcode scanner

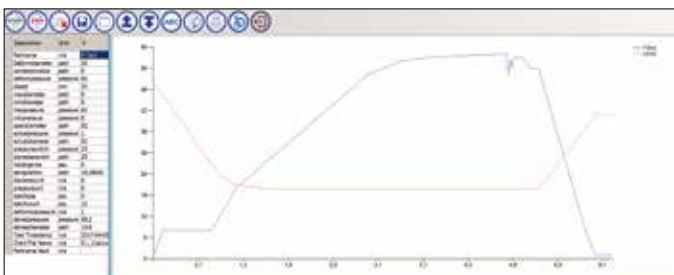


Foot mouse for controller interaction

Options

(ex works)

PFC Pressure Force Control



The UNIFLEX PFC (Pressure Force Control) option offers two ways to stop a compression – based on the distance travelled or the applied force, as happens with PFC. Stopping a compression stroke due to applied force can meet certain application requirements, specifically those where material behavior must be taken into account. This also makes it possible to press brittle materials, such as fibre glass. Many industry-leading glass insulator producers are already using PFC profitably.

PFC provides readings of pressing power and pressing position at any time during the pressing process. These measurements are displayed and analysed graphically. On the basis of just a few test pressings, you will learn exactly how to have the machine produce the perfect final assembly. This process can then be repeated by setting the pressing force, the rate the force increases and the precise time to switch to stop. By saving these values to the controller, you can improve productivity through shorter set up time and consistent quality can be achieved, thereby dramatically increasing customer satisfaction and profitability.

Other options:

On demand:

Extended electric cabinet

Order number:

807.602



For optional components.




Touch panel with 1800 mm cord.

Corporate programming as a special solution (option)


Would you like to have the controller be part of your overall branding scheme? Have it configured with your part or pictures of your products and make the operator's job easier and decrease potential liability? Make it interface with your production operating system to increase productivity?

UNIFLEX can customize the operator interface to meet your needs. Simply compile your company solution from the various menus, interfaces and options offered. Clients including EATON, CATERPILLAR and Intertraco are already taking advantage of our corporate programming solutions.



Customized software

Paperless communication:



Communication with server or machine. Order management via digital interface.

XML/CSV interface:



External database connection. Allows you to retrieve and save the documented production data.

Operating mode configurations:



Communication with the server or with other machines.

Topics customized in line with corporate identity:



CI-compliant menus.

ULS Labelling System

Joint

Boom

Slewing mechanism

Excavator stalk

Excavator bucket

Exchange year	Color
2019	green
2020	yellow
2021	blue
2022	brown
2023	purple
2024	grey

ULS.2-C

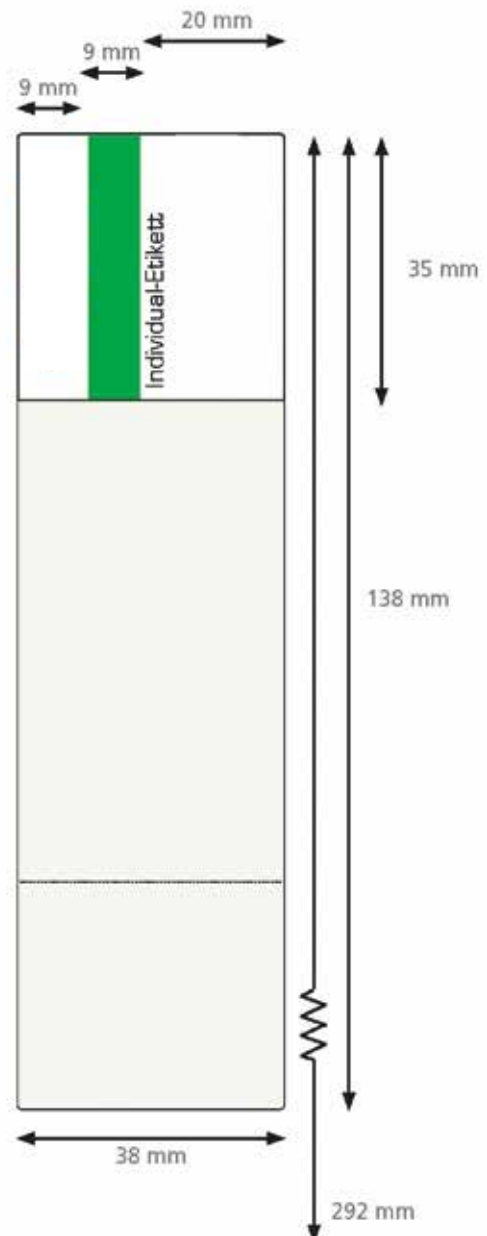


ULS.2-APP for Tablet



Uniflex Labelling System ULS Ecoline

Part numbers ULS ECOLINE					
Pos.	Article	Content		Part No.	
1	Printer			ULS.2-C ULS.2-APP	to integrate with our control to use on mobile phone or tablet with an APP
2	Color ribbon for Printer	Cassette with labels, white (colored labels on request)		888.469	
3	Banderole	5000 pieces			Material
		Color bars	Banderole 138 mm	Banderole 292 mm	- Transparent preprinted oil- and acid-resistant banderole - High-performance vinyl - Strongly adhesive, permanent - Specifically designed for the surface of rubber and thermoplastic hose
		Green	507.1_CP	507.1_XL_CP	
		Yellow	507.2_CP	507.2_XL_CP	
		Blue	507.3_CP	507.3_XL_CP	
		Brown	507.4_CP	507.4_XL_CP	
		Purple	507.5_CP	507.5_XL_CP	



Advantages of Hose assembly Management

Benefits of labels and what they can tell the user:

- Which components need to be replaced and when
- The date of the exchange
- The potential danger of the machine
- The plan for „Preventive maintenance.“
- Minimizes cost of maintenance
- Avoids equipment failures and long downtimes
- Publicity for your company



QDS 239 S oder C / T

Store the dies directly at the machine. Can be mobile or bolted to the machine frame.



QDS 239 R

Store the dies directly at the machine. Can be mobile or bolted to wall or TU.



Oil Cooler

Reduce heat, increase permanent tolerances.



OCS 10 retro

Camera system – the alternative to the mirror, for a better sight line adjustment.



TU-Rack 18-PB239

Workbench for miscellaneous machines includes die storage.



QDS 239 B



SPIEGEL / SHS

Allows the operator to watch the correct position of the part to be crimped behind the machine.



LUS / LUF

Light for the rear side of the machine.



TA

To position the fitting inside the head and/or to activate the crimp cycle automatically.



QDC 239.5



PTS SYSTEM

Marking and crimping in one step according to DIN 20066 and EN 853, EN 854, EN 856, EN 857.

PTS 52: character 4,0 x 2,0 mm / marking depth ca. 0,3 - 0,5 mm

PTS 32: character 3,0 x 1,5 mm / marking depth ca. 0,3 mm

Dies	Ø - mm -
261	14 - 47
263	14 - 32
265	54 - 71
266 L	54 - 78
239 / 239 L	14 - 50
232 L	14 - 90
237 L	54 - 121
554 / 246 L	on request

Number of characters

P 200, 202, 204, 213, 261, 265
always 10 each

P 262 / 263
Ø 14 - 32 = 17 each
















P 239
Ø 14 - 24 = 12 each
Ø 26 - 50 = 17 each

P 239L
Ø 14 - 22 = 14 each
Ø 24 - 40 = 15 each
Ø 44 - 50 = 10 each

P 232L
Ø 17 - 20 = 21 each
Ø 24 - 28 = 22 each
Ø 40 - 44 = 24 each
Ø 47 - 62 = 10 each
Ø 67 - 90 = 11 each

P 237L
Ø 54 - 67 = 24 each
Ø 71 - 121 = 11 each

P 266L
Ø 54 - 78 = 10 each

Description		For	Accessories
<p>TU Work Bench capable of supporting up to 800 kg</p>		<p>Universal</p>	
<p>TU-QDS F Basic Basic with screws</p>		<p>Universal work bench TU</p>	
<p>TU-QDS FXL Shelf Variable with screws</p>		<p>TU-QDS F Basic</p>	
<p>TU-QDS F Shelf Variable with screws</p>		<p>TU-QDS F Basic QDS-S.2 single row QDS-S-2 double row</p>	
<p>TU-QDS F 239I 3 pieces in set</p>		<p>TU-QDS FXL Shelf TU-QDS F Shelf</p>	
<p>TU-QDS F Shelf PB280 for PB 280</p>		<p>TU-QDS F Basic QDS-S.2 single row QDS-S-2 double row</p>	
<p>QDS-S.2 single row Basic Support</p>		<p>HM 220.3 HM 225.3</p>	
<p>QDS-S-2 double row Basic Support</p>		<p>HM3xx.2 S6.3A+C S8.2 / S8.3 S10.2 / S10.3 HM245.4</p>	
<p>QDS 237.239S RAL5012 Basic Support with TU-QDS 239i</p>		<p>HM3xx ab Bj.2010, HM3xx.2 S6.3 S8.2 / S8.3 S10.2 / S10.3 HM 245.2 / HM 245.3 / HM 245.4</p>	

Description		For	Accessories
QDS 239 S Basic Support with TU-QDS 239i		HM3xx ab Bj.2010, HM3xx.2; HM220, HM220.2, HM220.3 HM225, HM 225.2, HM225.3 S6, S6.2, S6.3 S8, S8.2, S8.3 S10, S10.2, S10.3	
QDS 280 B RAL 7021 For 9 Set PB 280		PB 280	
QDS 239 B RAL 7021 For 9 Set PB 239		PB 239	
QDS 239 R For 9 set PB 239		TU	
QDS 239 C Wheeled support for 12 set PB 239			
QDS 239 T Wheeled support for 24 set PB 239			



Cutting Machines

Clean cutting, safe handling, solid structure.



Universal
For all types of hoses and fittings.



Ecoline
Value driven solution for less frequent use.



Energy efficient
Now even more efficient.



Special Brake motor
A safety feature meeting DIN CE standards requiring the cutting blade to stop turning in 10 seconds.



Special cutting motor
Higher forces are achieved using a bigger shaft.



Test-proven Cutting Blades
Cutting blades are made out of test-proven material.



EM 1



EM 2



EM 3



EM 4



EM 6



EM 8



EM 110



EM 115



USC 10 | USC 20 |
USC 30

NEW

UPG 10

Guillotine for industrial hoses
up to 2" (max. OD: 75 mm).



UNIFLEX hose cutting machines have been a synonym for the highest precision and robustness for many decades. The solid and compact tools distinguish themselves by their safe and high-quality cutting function. A distinct property is the positioning of the extraordinarily sharp cutting blades close to the powerful motors. This significantly reduces vibration – which is one of the reasons for extreme durability and low maintenance costs.



EM 3

Unique drive motor with double bearings and large shaft

- Reduce scrap with straight cuts
- More cuts between sharpening while increasing profits
- Less contamination in the shop and in the end product will result in more parts out the door and a better environment in the building
- Maximizes motor life, giving you the lowest cost of ownership in the market
- Cut faster and generate a more saleable product

Quality steel blade

- Long lasting German quality steel blades, lowering the cost of ownership

Compact Design

- Ideal for on-site service

ECOLINE Version

- High quality for those new to crimping

CE compliant

- Brake motor for safety
- Security shield

We reserve the right to make technical changes without notice. Options are machine parts that can only be ordered while buying the machine.

Accessories



UVC
Suction device



UHG 14 + UHG 14 ext
Hose-guide



330.1
Spark arrester



Hose coiling reel UWT 2
+ Hose measuring tool UMS 4




UAT 4
Coiler



USH 4 + 513.1
Hose rack



UMS 4 + 514.1
Measuring device



EM 1

EM 2

EM 3

EM 3 Ecoline

EM 3 DC

Technical data	EM 1	EM 2	EM 3	EM 3 Ecoline	EM 3 DC
Production SAE R 13 & SAE R 15	–	3/4"	3/4"	–	–
Workshop SAE R 13 & SAE R 15*	–	1 1/4"	1 1/4"	1"	1 1/4"
SAE R 12	5/8"	1 1/4"	1 1/4"	1 1/4"	1 1/4"
Industrial	5/8"	2"	2"	1 1/4"	2"
Max. outside	Ø 45 mm	Ø 80 mm	Ø 80 mm	Ø 52 mm	Ø 60 mm
Noise level	90 dBA	90 dBA	90 dBA	90 dBA	93 dBA
Brake motor	–	✓	✓	–	–
Suction connection	Ø 30 mm	Ø 80 mm	Ø 80 mm	Ø 40 mm	Ø 40 mm
Drive	1,2 kW 1~VAC	3 kW 3~VAC	3 kW 3~VAC	1,8kW 1~VAC	12 V / 24 V 2,0 / 3,2 kW
Cutting blade	TM 160x2,5x20	TM 275x3x30	TM 275x3x30	TM G 200x1,6x25,4	TM 250x2x40Z
Brushing DN 5-6-8-10-12-16-19-25-31-38-51	–	✓	–	–	–
L x W x H (mm)	360 x 340 x 310	630 x 440 x 300	540 x 440 x 300	400 x 510 x 540	470 x 567 x 365
Weight	8 kg	65 kg	50 kg	20 kg	29 kg
Accessories					
TU Table	✓	✓	✓	✓	✓
Pneumatic feed	–	–	–	–	–
Suction device**	–	✓	✓	✓	✓
UVC Adapter	–	777.056	777.056	777.056	777.056
Hose measuring tool	–	–	✓	–	–
Foot for UMS 4 (840 mm height)	–	–	✓	–	–
Hose guide 2000 mm	–	–	✓	–	–
Extension 1000 mm	–	–	✓	–	–

* With special cutting blade.

** Adapter needed.

Additional Information



High-quality cutting blade, secured with a metal sheet.



Guide pins ensure straight cuts.



Blades
TM = plain
TM G = slotted
TM C = plated

Cutting blades

TM C, TM G and TM

High-quality cutting blades:
TM C, TM G and TM.



TM C **NEW**

Lasts 7 times longer, cuts twice as fast, generates less smoke, less debris in the hose and less heat. Reduces the risk of separation of the rubber from the wire.





UNIFLEX hose cutting machines have been a synonym for the highest precision and robustness for many decades. The solid and compact tools distinguish themselves by their safe and high-quality cutting function. A distinct property is the positioning of the extraordinarily sharp cutting blades close to the powerful motors. This significantly reduces vibration – which is one of the reasons for extreme durability and low maintenance costs.



EM 4

Unique drive motor with double bearings and large shaft

- Reduce scrap with straight cuts
- More cuts between sharpening while increasing profits
- Less contamination in the shop and in the end product will result in more parts out the door and a better environment in the building
- Maximizes motor life, giving you the lowest cost of ownership in the market
- Cut faster and generate a more saleable product

Quality steel blade

Long lasting German quality steel blades, lowering the cost of ownership

Compact Design

Ideal for on-site service

CE compliant

- Brake motor for safety
- Security shield

We reserve the right to make technical changes without notice. Options are machine parts that can only be ordered while buying the machine.

Accessories



UVC
Suction device



UHG 14 + UHG 14 ext
Hose-guide



330.1
Spark arrester



Hose coiling reel UW 2
+ Hose measuring tool UMS 4



UAT 4
Coiler



USH 4 + 513.1
Hose rack



UMS 4 + 514.1
Measuring device



EM 4



EM 4 DC

Technical data	EM 4	EM 4 DC
Production SAE R 13 & SAE R 15	1 1/4"	–
Workshop SAE R 13 & SAE R 15*	1 1/2"	1 1/4"
SAE R 12	2"	1 1/2"
Industrial	2"	2"
Max. outside	Ø 80 mm	Ø 75 mm
Noise level	90 dBA	93 dBA
Brake motor	✓	–
Suction connection	Ø 80 mm	Ø 40 mm
Drive	3kW 3~VAC	2,0kW 12VDC
Cutting blade	TM C 275 x 3 x 30	TM C 250 x 2 x 40
Brushing DN 5-6-8-10-12-16-19-25-31-38-51	–	–
L x W x H (mm)	700 x 510 x 700	740 x 360 x 610
Weight	60 kg	29 kg
Accessories		
Bench	✓	✓
Pneumatic feed	–	–
Suction device**	✓	✓
UVC Adapter	777.056	777.054
Hose measuring tool	✓	✓
Foot for UMS 4 (840 mm height)	–	–
Hose guide 2000 mm	✓	–
Extension 1000 mm	✓	–

* With special cutting blade.

** Adapter needed.

Additional Information



Guide pins ensure straight cuts, which prolongs blade life.



Blades
TM = plain
TM G = slotted
TM C = plated

Cutting blades

TM C, TM G and TM

High-quality cutting blades:
TM C, TM G and TM.



TM C 

Lasts 7 times longer, cuts twice as fast, generates less smoke, less debris in the hose and less heat. Reduces the risk of separation of the rubber from the wire.





UNIFLEX hose cutting machines have been a synonym for the highest precision and robustness for many decades. The solid and compact tools distinguish themselves by their safe and high-quality cutting function. A distinct property is the positioning of the extraordinarily sharp cutting blades close to the powerful motors. This significantly reduces vibration – which is one of the reasons for extreme durability and low maintenance costs.



EM 6 M



EM 8 M



EM 8 P

Unique drive motor with double bearings and large shaft

- Reduce scrap with straight cuts
- More cuts between sharpening while increasing profits
- Less contamination in the shop and in the end product will result in more parts out the door and a better environment in the building
- Maximizes motor life, giving you the lowest cost of ownership in the market
- Cut faster and generate a more saleable product

Quality steel blade

- Long lasting German quality steel blades, lowering the cost of ownership

Compact Design

- Ideal for on-site service

ECOLINE Version

- High quality for those new to crimping

CE compliant

- Brake motor for safety
- Security shield

Accessories



UVC
Suction device



UHG 14 + UHG 14 ext
Hose-guide



330.1
Spark arrester



Hose coiling reel UWT 2
+ Hose measuring tool UMS 4



UAT 4
Coiler



USH 4 + 513.1
Hose rack



UMS 4 + 514.1
Measuring device



329.1 (for EM 6 M) |
323.1 (for EM 8)



EM 6 DC



EM 6 M



EM 6 P



EM 6 Ecoline



EM 8 M



EM 8 P

Technical data	EM 6 DC	EM 6 M	EM 6 P	EM 6 Ecoline	EM 8 M	EM 8 P
Production SAE R 13 & SAE R 15*	–	1 1/4"	1 1/4"	–	1 1/4"	1 1/4"
Workshop SAE R 13 & SAE R 15*	2"	2"	2"	2"	2"	2"
SAE R 12	2"	2"	2 1/2"	2"	2 1/2"	2 1/2"
Industrial	2"	3"	3"	2"	4"	4"
Max. outside	Ø 75 mm	Ø 85 mm	Ø 90 mm	Ø 80 mm	Ø 120 mm	Ø 100 mm
Noise level	93 dBA	90 dBA	90 dBA	90 dBA	90 dBA	90 dBA
Brake motor	–	✓	✓	–	✓	✓
Suction connection	Ø 40 mm	Ø 60 mm	Ø 60 mm	Ø 80 mm	Ø 60 mm	Ø 60 mm
Drive	3,2 kW : 24 Volt	4,6 kW	4,6 kW	2,4 kW	4,6 kW	4,6 kW
Cutting blade	TM C 250 x 2 x 40	TM C 350 x 3 x 30	TM C 350 x 3 x 30	TM C 275 x 3 x 25,4	TM C 400 x 4 x 30	TM C 400 x 4 x 30
L x W x H (mm)	740 x 360 x 610	745 x 690 x 430	820 x 785 x 755	700 x 510 x 700	983 x 760 x 875	983 x 760 x 540
Weight	29 kg	75 kg	110 kg	55 kg	122 kg	140 kg
Accessories						
Bench	✓	✓	✓	✓	✓	✓
Pneumatic feed	–	–	standard	–	–	standard
Suction device**	✓	✓	✓	✓	✓	✓
UVC Adapter	777.054	777.055	777.055	777.056	777.055	777.055
Hose guide	–	✓	✓	✓	✓	✓

* With special cutting blade.

** Adapter needed.

Additional Information



Guide pins ensure straight cuts, which prolongs EM 1 EM 2 blade life.



Blades
TM = plain
TM G = slotted
TM C = plated

Cutting blades

TM C, TM G and TM

High-quality cutting blades:
TM C, TM G and TM.



TM C NEW

Lasts 7 times longer, cuts twice as fast, generates less smoke, less debris in the hose and less heat. Reduces the risk of separation of the rubber from the wire.





The EM 110 and EM 115 are highly productive cutting machines. These machines are best suited for high volume manufacturing of 2" hoses along with workshop capability for 3" high pressure hose and 4" industrial hose.



EM 110



EM 115

Unique drive motor with double bearings and large shaft

Reduce scrap with straight cuts

More cuts between sharpening while increasing profits

Less contamination in the shop and in the end product will result in more parts out the door and a better environment in the building

Maximizes motor life, giving you the lowest cost of ownership in the market

Cut faster and generate a more saleable product

Quality steel blade

Long lasting German quality steel blades, lowering the cost of ownership

Compact Design

Ideal for on-site service

CE compliant

Brake motor for safety

Security shield


Accessories



UVC
Suction device



UHG 14 + UHG 14 ext
Hose-guide



330.1
Spark arrester



Hose coiling reel UWT 2
+ Hose measuring tool UMS 4



UAT 4
Coiler



USH 4 + 513.1
Hose rack



UMS 4 + 514.1
Measuring device



EM 110



EM 115

Technical data	EM 110	EM 115
Production SAE R 13 & SAE R 15*	3"	2"
Workshop SAE R 13 & SAE R 15*	3"	3"
SAE R 12	3"	3"
Industrial	4"	3"
Max. outside	Ø 125 mm	Ø 125 mm
Noise level	90 dBA	90 dBA
Brake motor	✓	✓
Suction connection	Ø 100 mm	Ø 100 mm
Drive	7,5 kW	7,5 kW
Cutting blade	TM C 520x4x40	TM C 520x4x40
L x W x H (mm)	800 x 780 x 1700	1210 x 650 x 1650
Weight	280 kg	245 kg
Options		
Bench	-	-
Pneumatic feed	hydro pneumatic	pneumatic
Suction device**	-	-
UVC Adapter	-	-
Hose guide	✓	✓

* With special cutting blade.

** Adapter needed.

Additional Information



Lateral guide rolls for guiding and positioning of the hose, for a better cutting quality.



Various bending points selectable for straighter cuts and relief of pinch on the blade.



Exchangeable guide (two sizes) for optimum positioning of different hose sizes. (EM 115 only)



Guide for perfectly centering hoses.

Cutting blades

TM C, TM G and TM

High-quality cutting blades: TM C, TM G and TM.



TM C **NEW**

Lasts 7 times longer, cuts twice as fast, generates less smoke, less debris in the hose and less heat. Reduces the risk of separation of the rubber from the wire.





FOR CORRUGATED METAL HOSES AND PTFE HOSES

Cutting results that often eliminate an additional step. This completely unique planetary cutting machine delivers almost scrap-free production with high efficiency. With a completely variable centering clamp system, all hose ODs to the maximum rating for the machine can be cut. Approximate cutting time is 25 seconds for 1 ¼" (ø DN 32).



USC 10 | USC 20

Productive and ergonomic

- No dramatic flaring of the stainless steel braid
- Reduces or eliminates time-consuming manual preparatory work, thereby increasing productivity and lowering costs
- Centering hose clamp system
- Shortest cut possible from 10 cm
- Minimizes personnel costs and preparatory work
- No wrapping/unwrapping with adhesive tape required
- Uses standard cutting blades

Siemens Industrial Color Touch Panel

- Clearly laid-out user-friendly software on a panel with a 6" color display screen
- Large article memory promotes productivity
- Reference run for optimal positioning of the cutting blade for cutting all hose diameters
- Programmable constriction time, cutting blade speed and cutting time allows for good results through a wide range of hose sizes and materials
- Monitoring of production by resettable total counter, batch size counter or daily cut counter

CE compliant

We reserve the right to make technical changes without notice. Options are machine parts that can only be ordered while buying the machine.

Standard

- Control C
- Belt Tension Tool
- Reference drive
- Total measurer
- Batch size measurer (resettable)
- Daily measurer (resettable)

Accessories





5,7" display | Touch panel




UHG 325.3 Hose guide



UHG 14 + UHG 14 ext Hose guide



Conventional machine



USC

USC 10 | USC 20 | USC 30

Technical data	USC 10	USC 20	USC 30 NEW
Cutting blade	TM 200 x 2 x 25,4 mm	TM 250 x 2 x 25,4 mm	TM 350 x 3 x 32 mm
Wire braid	2"	4"	6"
Hose diameter	Ø 3/8" - 2" (DN 10-51)	Ø 2" - 4" (DN 50-100)	Ø 4" - 6" (DN 100-150)
Max. rotation wire forming blade	7200 rpm	7200 rpm	4100 rpm
Max. rotation trimming	60 rpm	60 rpm	30 rpm
Drive	4,6 kW	4,6 kW	5 kW
Air pressure	6 bar	6 bar	6 bar
Noise level	85 dB(A)	85 dB(A)	85 dB(A)
Working high	1020	1100	1045
L x W x H (mm)	730 x 670 x 1400	730 x 770 x 1500	900 x 1250 x 1520
Weight	245 kg	340 kg	580 kg
Control Siemens S7	✓	✓	✓
Article memory	✓	✓	✓
Feed	pneumatic	pneumatic	pneumatic
Suction device*	standard	standard	standard
Options			
Hose guide	✓	✓	

* Adapter needed.

Additional Information



Improved fixture for centering hose clamp. Longer, grooved rollers ensure a better grip.

Planetary cutting machine for corrugated metal hoses and PTFE hoses. The unique procedure enables quick and neat cutting of corrugated metal and PTFE hoses without flaring the other stainless steel braid.

- Eliminates flaring
- No more trimming
- Easily slip the ferrule into position
- Reduces assembly injuries
- Improves production efficiency
- Touch panel with memory (optional 5,7" display)
- Quick and easy set up
- Allows broader application range to now include PTFE hose



Options and Accessories

For Cutting Machines.



**TU**

Workbench for miscellaneous machines
(84 x 71 x 75 cm)

**Suction device**

Suction device with spark arrestor
(UVC S36-21 + UVC S36-FL)

UVC Adapter

Art. Ø


777.054 40 mm EM 3.2DC, EM 3.2
Ecoline

777.055 60 mm EM 8.3, EM 6.2

777.056 80 mm EM2, EM 3, EM3 DC,
EM6, EM 8, EM 8.2

**UHG 14 + UHG 14 ext**

UHG 14 Hose guide 2000 mm and
UHG 14 ext. extension guide 1000 mm
for all cutting machines

**329.1 (for EM 6 M) | 323.1 (for EM 8)**

Resettable cutting counter for EM 6 M

**UWT 2 (optional UMS 4)**

Electric driven hose coiling reel with foot
pedal for easy winding and unwinding of
hoses up to 1 1/4" optional with length
measuring device incl. foot stand.

LxWxH 800x900x1600 mm

Weight 70 kg

**UMS 4 + 514.1 (floor stand)**

Hose measuring tool up to 1 1/4", can
be mounted in front of the cutter or on a
hose coiler.

Measures up to 999,99 m

tolerant 2 - 5 %

LxWxH 250 x 260 x 120 mm

Weight 5 kg

**UAT 4**

Hose winder for storing hoses

Ø 1200 mm

L x H 1200 x 1300 mm

Weight 85 kg

**USH4 + 513.1 (Accessory)**

Hose winder for the easy storage of your
hydraulic hoses, up to seven levels.

cage-Ø outside / inside 820 / 760 mm

external dimension 1000 mm

level high 310 mm

Cage ultimate load 80 kg 513.027.3

513.1:

Plate with fixing bolts

**Spark arrestor**

(330.1 EM 1 to EM 8 /
330.2 EM 110 & EM115)



Skiving Machines

Easy and safe.



Internal & External Skiving

Simultaneous internal and external skiving in one operation.



Universal

For all types of hoses and fittings.



Ecoline

Value driven solution for less frequent use.




USM 2



USM 10



USM 10 S



USM 100



USM 125



New design available July 2017



The new skiving machine, with the fastest change-over time due to preset tools and simple locking pins. The USM 10 S skives internally from 5/8" up to 2" and externally from 3/16" - 2" dies, making the system the perfect solution.



USM 10
New design available July 2017

User-friendly control improves efficiency

Full concentration on the piece due to control via foot pedal

Big Makrolon® windows give a good overview

Higher productivity due to quick change-over time

Easy exchange of skiving tool using a locking pin

Preset tools save time. When switching from one size to another, just put in the preset skiving tool and in seconds you are skiving another size (USM 10 S)

CE compliant

Easy-open protective cover

Safety flap for injury-free working

Safe installation on the workbench

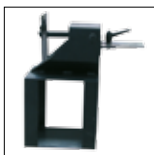


USM 2



USM 10 S


Accessories



SSG
Slitting tool – to keep the skiving chips short



TU - work bench



USM 10 S - PJ RKSTLS
without mandrels



USM 10 S - 313.1
Set with 6 mandrels.
Internal skiving mandrel.

USM 10 S

USM 10 S

With TU Table and tooling storage.



We reserve the right to make technical changes without notice. Options are machine parts that can only be ordered while buying the machine.



USM 2



USM 10



USM 10 S

Technical data	USM 2	USM 10 Ecoline	USM 10	USM 10 S
Internal skiving	5/8" – 2"	5/8" – 2"	5/8" – 2"	5/8" – 2"
External skiving	3/16" – 2"	3/16" – 2"	3/16" – 2"	3/16" – 2"
Drive	Manual	0,37 kW (1~)	0,37 kW (3~)	0,37 kW (3~)
Type of application	Mobil	Workshop	Workshop	Workshop
Noise level	-	60 dBA	60 dBA	60 dBA
L x W x H (mm)	338 x 465 x 445	440 x 440 x 545	440 x 440 x 545	440 x 440 x 545
Weight	16 kg	35 kg	35 kg	35 kg
Tool revolution	-	110 rpm	110 rpm	110 rpm
Options				
Bench	✓	✓	✓	✓
SSG	✓	✓	✓	✓

Packages	
USM 2	+ internal skiving mandrel (PJ_EXB 250- DN 05, 06, 08, 10, 12, 16, 19, 25, 32,38, 50) + internal skiving tool (UIS.2 DN 16, 19, 25, 32, 38, 51)
USM 10 ecoline / USM 10	+ internal skiving mandrel (PJ_EXB 250- 05, 06, 08, 10, 12, 16, 19, 25, 32,38, 50) + internal skiving tool (UIS.2 DN 16, 19, 25, 32, 38, 51)
USM 10 S	with preset tools for fast and easy tool change with 11 external skiving tools (UES.3 - 05, 06, 08, 10, 12, 16, 19, 25, 31, 38, 51) + 313.1 (Set with 6 internal skiving tools - UIS.3- 16, 19, 25, 31, 38, 51) + tool rack (PJ_RKSTLS)
USM 10 S TU	+ TU same as USM 10 S package, additional: Machine and tool rack mounted on the UNIFLEX table TU incl. internal skiving tool, external skiving machine and tool rack mounted on the TU

Additional Information



Easy exchange of skiving tool using a locking pin on USM 10 S.



Skiving mandrels are manually adjustable.



Safety switch for riskless operation.



Easy adjustment of the skiving tool.



Blade adjustments for skiving depth need only to be made once for each hose dimension on the USM 10 S.



1 tool on the USM 10 Ecoline for all dimensions.



Internal and external skiving - efficient and clean!

The USM 100 is a machine that prepares hoses for assembly, and skiving can be done both internally and externally simultaneously. The USM 125 is a stable machine for skiving up to 4" industrial and rotary hose. The double-skiving tool with reinforced mandrels can be controlled separately or simultaneously without changing the tool.



USM 125



USM 100

User-friendly control improves efficiency

Full concentration on the piece due to control via foot pedal

Big Makrolon® windows give a good overview

Hose guiding system can be controlled manually

Easy access to trash drawer

Simultaneous internal and external skiving

Higher productivity due to quick change-over time

Easy exchange of skiving tool using a locking pin

Preset tools save time. When switching from one size to another, just put in the preset skiving tool and in seconds you are skiving another size.

CE compliant

Easy-open protective cover

Safety flap for injury-free working

Safe installation on the workbench (USM 100)

Package

- Package USM 100
- Machine
- + 5 internal skiving mandrels UIT Ø20-Ø50
- + 5 internal skiving tools UOP 6,8,10,12,16
- + 1 external skiving tool (UOT 6 - 50)
- + 1 chuck (307.903)

- Package USM 125
- Machine
- + UES 125 - single external skiving tool.

Standard



Simultaneous internal and external skiving.



USM 100



USM 125

Technical data	USM 100	USM 125
Internal skiving	3/4" – 2 1/2"	5/8" – 4"
External skiving	1/4" – 2"	5/8" – 4"
Drive	1,2 / 1,8 kW (3~VAC)	1,1 + 2,2 kW (3~VAC)
Type of application	Production	Production
Noise level	60 dBA	60 dBA
L x W x H (mm)	780 x 620 x 550	2330 x 885 x 1350
Weight	70 kg	150 kg
Tool revolution	392 rpm / 592 rpm	94 rpm
Accessories		
Bench	✓	–
SSG	Standard	✓
TU Table	✓	–
UES 125-DN16	ext. skiving tool 5/8" (DN 16)	–
UES 125-DN19	ext. skiving tool 3/4" (DN 19)	✓
UES 125-DN25	ext. skiving tool 1" (DN 25)	✓
UES 125-DN31	ext. skiving tool 1 1/4" (DN 31)	✓
UES 125-DN38	ext. skiving tool 1 1/2" (DN 38)	✓
UES 125-DN51	ext. skiving tool 2" (DN 51)	✓
UES 125-DN63	ext. skiving tool 2 1/2" (DN 63)	✓
UES 125-DN76	ext. skiving tool 3" (DN 76)	✓
UES 125-DN89	ext. skiving tool 3 1/2" (DN 89)	✓
UES 125-DN100	ext. skiving tool 4" (DN 100)	✓
UIS 125-DN16	int. skiving tool 5/8" (DN 16)	✓
UIS 125-DN19	int. skiving tool 3/4" (DN 19)	✓
UIS 125-DN25	int. skiving tool 1" (DN 25)	✓
UIS 125-DN31	int. skiving tool 1 1/4" (DN 31)	✓
UIS 125-DN38	int. skiving tool 1 1/2" (DN 38)	✓
UIS 125-DN51	int. skiving tool 2" (DN 51)	✓
UIS 125-DN63	int. skiving tool 2 1/2" (DN 63)	✓
UIS 125-DN76	int. skiving tool 3" (DN 76)	✓
UIS 125-DN89	int. skiving tool 3 1/2" (DN 89)	✓
UIS 125-DN100	int. skiving tool 4" (DN 100)	✓

Accessories



SSG Slitting tool – to keep the skiving chips short. Included with USM 100.



TU - work bench



The SSG slitting tool shortens skiving chips.




Double skiving tool with hose.



Clamping and guiding unit with wheels for up to 4" hoses.

Additional Information



Nipple Insertter, Pin Prick

Simplify your production.




Universal

For all types of hoses and fittings.



Ecoline

Value driven solution for less frequent use.



UNE 10



UNE 115



PR 10




PR 12





The UNE 10 and UNE 115 are high-performance tools for production and the workshop. These machines now permit fittings up to 3" to be inserted or extracted. Due to its innovative rapid tool sled, the insertion of 90 degree, 45 degree or straight fittings without changing tools is now simple and quick with the UNE 115.



UNE 10



UNE 115

Ergonomic

Freely positionable foot pedal for clamping hose saves time and increases productivity – UNE 115

Liftable eyelets for easy positioning of the machine – UNE 115

Easy handling

Universal hose clamping dies for all hose diameters – no change-over eliminates lengthy setup times

Axially adjustable clamping unit for all diameters prevents kinking of thin hoses for efficient operation

Individual clamping force adjustment for damage-free clamping and avoiding scrap

Zero maintenance reduces costs

Rapid sled for inserting curved and straight fittings without time-consuming exchange of fork sets saves time


Safety compliant

Safety guards on all moving components

CE-compliant, robust UNIFLEX quality

Standard

Established standard functions:
 10 inserts for hose ferrules with bended tubes
 (Ø 12, 15, 18, 22, 28, 34, 42, 54 mm
 and one closed insert)



UNE 10



UNE 115

Technical data	UNE 10	Technical data	UNE 115
Max. nipple insertion (OD fitting, straight or elbow)	< 2**	Working range	< 3**
Force	4,7 kN (6 bar)	Hose max. outside	Ø 120 mm
Piston stroke	100 mm	Compressed air connection	8 bar
L x W x H (mm)	600 x 810 x 310	Insertion force	8 kN (8 bar)
Weight	35 kg	Clamping force	8 kN (8 bar)
Pneumatic air supply	7 bar / 100 psi	Control	Foot pedal
		L x W x H (mm)	625 x 1185 x 320
		Weight	100 kg
		Pneumatic air supply	7 bar / 100 psi

* According to the manufacturer.


104.1150 standard set UNE 115:

103.100.4 gap application 8-14
103.101.4 gap application 16-22
103.102.4 gap application 24-27
103.103.4 gap application 31
103.104.4 gap application 37
103.105.4 gap application 39
103.106.4 gap application 43
103.107.4 gap application 58
103.108.4 limit plate
103.109.4 centering pin 5
103.110.4 centering pin 7
103.111.4 centering pin 10
103.112.4 centering pin 14
103.113.4 centering pin 19
103.114.4 centering pin 24
103.115.4 centering pin 29
103.116.4 centering pin 42
103.117.4 gap application 65
103.118.4 gap application 80
104.042.3 equipment blade
104.043 star knob

Accessories



TU Table



778.2 hard rubber wheels set (4 pieces) - 2 incl. locking brake

Additional Information



Preloading Safety control coupled to foot pedal.



Secure clamping unit.



Axially adjustable clamping unit - prevents bending of small hose dimensions.



The use of gas hoses (e.g. compressed air, nitrate, etc.) requires perforating the outer layer. With low effort, the PR 10 makes perforating the outer layer of hoses easy.

The established UNIFLEX quality gives you a precision tool to work with hoses up to an outer diameter of 45 mm.



PR 10



PR 12

Perforating with standards

Constant and quick adjustments of the prick depth directly on the machine

Closable needles

Pricking from 4 sides simultaneously (PR 10 / PR PB)

No injury to the pressure holder

Compact construction and tried-and-tested technique

Perforating of even 8 mm OD hoses is possible

Saves space

User friendly

Easy adjustment of hose dimensions

2, 3 or 4 wheels can perforate, depending on what is needed

Saves money

No course of instruction needed

Patent solution vs. costs – PR PB

No investments for additional machines

No maintenance

Saves time due to reproducible adjustments of the prick depths

Easy handling

We reserve the right to make technical changes without notice. Options are machine parts that can only be ordered while buying the machine.

Perforating dies for crimpers




- PR PB-232 F
- PR PB-237 G
- PR PB-266 P


Delivered in 4-piece sets



PR PB 266 P
For:
S 6



PR PB 232 F
For:
HM 290 | HM 320 |
HM 370



PR PB 237 G
For:
S 8 | S 10 |
HM 325 | HM 375 |
HM 380



PR 10



PR 12



PR PB

Technical data	PR 10	PR 12
Working range	Ø 8 - 45 mm	Ø 8 - 55 mm
L x W x H	290 x 150 x 330	270 x 200 x 400
Weight	~ 8 kg	~ 22 kg

Machine	PR PB	Hose Ø (0 - max. OD)	PR PB Intermediate die set
S6*	PR PB 266 P	0 - 45 mm	./.
S6 ECOLINE*	PR PB 266 P	0 - 45 mm	./.
HM290	PR PB 232 F	0 - 68 mm	./.
HM502	PR PB 232 F	0 - 70 mm	554.323 L
S8	PR PB 237 G	0 - 45 mm	./.
S8 ECOLINE	PR PB 237 G	0 - 45 mm	./.
S10	PR PB 237 G	0 - 45 mm	./.
S10 ECOLINE	PR PB 237 G	0 - 45 mm	./.
HM325	PR PB 237 G	0 - 70 mm	./.
HM375	PR PB 237 G	0 - 70 mm	./.
HM380	PR PB 237 G	0 - 70 mm	./.
HM420	PR PB 237 G	0 - 50 mm	245.237 L
HM480	PR PB 237 G	0 - 150 mm	245.237 L
HM485	PR PB 237 G	0 - 130 mm	245.237 L
HM660	PR PB 237 G	0 - 120 mm	245.237 L
HM1200	PR PB 237 G	0 - 120 mm	245.237 L
HM665	PR PB 237 G	0 - 120 mm	245.237 L

Additional Information



Constant prick depth



Side view



With perforating wheels

Double Prick Wheels

- Straight perforation
- No twisting of hoses

Adjustments

- Perfect hose guidance and centration
- Optimal adjustment of hose dimensions

Compact construction

- With minimum space requirements
- Mobile usage possible



Marking and Bending Machines

Easy handling, rugged design, reliable operation.



Universal

For all types of hoses and fittings.



Ecoline

Value driven solution for less frequent use.



UP 10 Ecoline



UP 115



UIM 10



UBM 6-20 M




UNI-LEX
UIM 10



The UNIFLEX marking tool UP 10 Ecoline has a compact table construction. The European safety regulations DIN20066-2012-10, EN853, 854, 856, 857 stipulate that hose lines have to be marked indelibly with the manufacturer code, the assembling date and the max. pressure, e.g: XX_YY/MM_330 bar. This embossing will also allow you to indicate who produced the hose line and when. This is helpful information in the case of warranty claim. The new and compact UNIFLEX marking tool UP 10 Ecoline is a precise and easy-to-handle tool. The robust technology and low maintenance makes it a perfect machine for mobile operations or workshops.



UP 10 Ecoline



UP 115

Compact Design

Compact for mobile usage, standard with a 1-row marking tool

User friendly

Easy height adjustments possible

Precise and robust technique

Easy handling and adjustments

Low maintenance

ECOLINE Version

High quality for those new to crimping

Package

UP 10 Package =
UP 10 Ecoline + UPTS 10

UP 115 Package =
UP 115 + UPTS 100

UP 10 Ecoline Package: UPTS 10

Marking Type Set

Letters: 1x A, B, I, N, R, S, /, 2x P, 10x space,
4x letter of own choice
4 mm high / 2,5 mm width

Numbers: 6 x 1; 5 x 2,3,4,5; 4 x 6; 3 x 7,8,9; 4 x 0
wild character 1 x 504.033.4 (5-fold) +
504.034.4 (10-fold)

Neutral: Brush, Tweezers, Mirror

UP 115 Package: UPTS 100

Marking Type Set

Letters: 1x A, B, I, N, R, S, /, 2x P, 10x space,
4x letter of own choice
3 mm high / 2 mm width

Numbers: 6 x 1; 5 x 2,3,4,5; 4 x 6; 3 x 7,8,9; 4 x 0

Neutral: Brush, Tweezers, Mirror




UP 10 Ecoline

UP 115

Technical data	UP 10 Ecoline	UP 115
Marking area	Ø 8 - 80 mm	Ø 11,5 - 100 mm
Marking depth	~ 0,5 mm	~ 0,5 mm
Insertable steel type	25 pieces	30 pieces *
Drive	Manual	Pneumatic
L x W x H (mm)	285 x 265 x 410	625 x 465 x 325
Weight (kg)	10	48

Marking depth depends on the adjustment of the marking roll.

* Depending on the type holder.



UP 115 closed

Accessories



504.003

Additional type holder for UP 10 Ecoline. Simple change between different markings.



506.060.3

Type holder for UP 115. Single row, 13 characters, 4 number type wheels and bar/psi stamp.



506.050.3

Type holder for UP 115. Double row, 15 characters each.



506.080

Height Setting Display for UP 115.

Options



Use of marked hoses improves safety. The UIM 10 is a low-cost insert marking tool for up to 2" hoses. The marking can be repeated exactly. In order to assure to skive the proper length or the fitting is inserted properly.

You can mark up to 700 hoses in an hour. This means you can manually mark hoses three times faster with a lot more precision.



Amortisation
Amortisation reached after 20 hours or 14,000 hoses
Minimum space requirements and easy handling make long trainings or otherwise costly stationaries needless
Reduction of discard through exact positioning of hoses and tools
Time and cost saving positioning of the tools increases productivity and profitability
Low maintenance costs
Pressure stamps for marking the ends of hoses with ink cartridges especially made for this work, prepared not to dry out
One ink cartridge lasts for approx. 10,000 markings with a marking length of 10-60 mm
Technical innovations for steady quality
Pneumatic activation of the stamp
Clean markings
Exact and stable markings in each repetition
CE conformity

UIM 10

Technical data	UIM 10
Working range	2" (up to DN50)
Marking depth	10 - 60 mm
Production time max.	700 / h
Air Pressure	5 bar (21 PSI)
L x W x H (mm)	210 x 240 x 310
Weight (kg)	4,5

Accessories
REM_UIM4_PAD, 5 ink pads
REM_UIM_4 INK_ KIT (white), 10 ink cartridges + solvent
REM_UIM_4 INK_ KIT_BK (black) 10 ink cartridges + solvent

UNIFLEX insert – marking tool (ferrule position marking) Increases productivity and improves safety in hose sizes up to 2".

We reserve the right to make technical changes without notice. Options are machine parts that can only be ordered while buying the machine.

Additional Information



Mark hoses precisely and quickly with the UIM 10.



Optimal marking process

The UBM 6-20 M is a universal bending device for steel pipes up to 20 mm OD. It comes with a set of bending rolls for common applications.

An integrated scale for angle detection helps you to reach the required pipe dimension in only one work step. The telescopic lever keeps the operator's forces low when bending rigid pipes.



UBM 6-20 M

Compact design

Compact for mobile usage

Standard with a set of 6 bendings rolls

User friendly

Easy handling

Simple adjustment

Wide workpiece range

Innovative design

Angle scale included

Telescopic lever

Technical data

UBM 6-20 M

Working range	OD Ø6-20 mm
Bending radius (mm)	19 - 40
Drive	Manual
LxWxH (mm)	870x170x130
Weight (kg)	15





Test Benches & Cleaning Machines

Reliable, clean and eco-friendly.



Universal

For all types of hoses and fittings.




Ecoline

Value driven solution for less frequent use.



Integrated Tank

Saves work space and is quiet.




P 160 Ecoline



P 160



P 200



P 300



P 350



RG 2



RG 10





Hose lines that cannot withstand the high pressure for which they are designed can cause serious damage, resulting in high costs - often higher than the price of a test bench. Why take a risk that can be easily avoided?

By testing the quality of your products, you opt for safety. The P 160 or P 160 ECOLINE workshop test benches allow for the efficient and safe final inspection and testing of hose lines. They are easy to operate and quickly become part of your routine procedures.



P 160



P 160 Ecoline
New design available July 2017

Quality and safety

- Fully enclosed test chamber
- Also suitable for static pressure testing of various hydraulic components such as valves, hydraulic cylinders, housings, quick-release couplings, etc.
- Safety valve – when the hood is opened, all pressure is automatically released within 1/10 second
- Hood with gas springs and transparent Makrolon® safety pane
- Environmentally friendly test medium (water-oil emulsion)
- Easy and safe to operate
- Test bench can be retrofitted with extension element (P 160)
- Logging software/printer available as optional equipment (Control B+ Touch) (P 160)
- Compressed air filter with condenser

Innovative technology for fast processing

- Parts to be tested (hose lines) can be inserted quickly by means of our Steck-O-System and without any time-consuming preparation or modifications to the tank
- Fast filling and automatic pressure release of tested parts

CE compliant


- Hood with gas springs and transparent Makrolon® safety pane

We reserve the right to make technical changes without notice. Options are machine parts that can only be ordered while buying the machine.

Package

- P 160 Package /
- P 160 Ecoline Package
- Machine
- + Steck-O-Adapter metric 405.901
- + Steck-O-Adapter imperial 405.902
- + Anticorrosion additive EM 10 L

Standard



Steck-O-System

Accessories



4 Steck-O-Adapter 405.6.




P 160 Ecoline

P 160

Technical data	P 160 Ecoline	P 160
Test pressure	150 - 1300 bar	150 - 1300 bar
Drive	Intensifier	Intensifier
Flow	1,1 L / min	1,1 L / min
Capacity	7 bar, 20 NI / min	7 bar, 20 NI / min
Tank dimensions	1200 x 600 x 250 mm	1590 x 795 x 370 mm
Test bench dimensions	1400 x 600 x 1200 mm	2210 x 950 x 1325 mm
Reservoir capacity	33 L	100 L
Alternative drive only with pre filling pump 405.904 / 405.914	-	0,38 kW, 400V 50Hz 3Ph
Colour	RAL 5012 Blue	RAL 5012 Blue, RAL 7021 Grey
Weight	120 kg empty	210 kg empty
Noise level	72 dBA	72 dBA
Accessories		
Suction filter	✓	✓
Air preparation unit	✓	✓
Steck-O-Adapter (s-series only)	DN 4/6/8/10/12/ G 1/2" 405.901	DN 4/6/8/10/12/ G 1/2" 405.901
Steck-O-Adapter (s-series only)	R 1/4"/ 3/8"/ 1/2"/ 3/4"/ G 1/2" 405.902	R 1/4"/ 3/8"/ 1/2"/ 3/4"/ G 1/2" 405.902
Anticorrosion additive	EM 10 I	EM 10 I
Options		
High pressure* (Steck-O-System not available)	-	150 - 3000 bar
Low pressure*	-	20 - 1300 bar

* Only one of the two options possible.

Options



CONTROL B + Touch (only for P 160)




The P 160 is also available in stainless steel



P 160 / P 200 extension element
407.3150: Total chamber length 3600 mm
407.3250: Total chamber length 4400 mm



UPP Pressure Sensor for test benches.



Additional Information



Steck-O-System:

- Clean, quick and reliable connection
- Push-in system for easy assembly
- Ample space in chamber
- Adapter for fast connection



The P 200 test bench with digital Control B+ Touch control and tight clamping system makes testing not only easier and quicker but also extremely flexible. Enter all test parameters at the user-friendly menu control and save them, if required, with the relevant product number.

The test parameters for a product can then be reloaded at the push of a button, reducing tooling time while ensuring reproducibility. The patented tight clamping system does away with screws and threaded adapters. Pressure testing reveals any defects in the material or assembly at the earliest possible time.



P 200

Quality and safety

- Fully enclosed test chamber
- Also suitable for static pressure testing of various hydraulic components such as valves, hydraulic cylinders, housings, quick-release couplings, etc.
- Safety switch - when the hood is opened, all pressure is automatically released within 1/10 second
- Environmentally friendly test medium (water-oil emulsion)
- Easy and safe to operate
- Test bench can be retrofitted with extension element
- Up to 120 tests per hour for a max. length of 2500 mm (DN 12-800 mm)

Innovative documentation management

- Time-saving product parameter memory
- Proper documentation and controlling
- Test reports printed on printer (optional)

CE compliant

- Hood with gas springs and transparent Makrolon® safety pane

We reserve the right to make technical changes without notice. Options are machine parts that can only be ordered while buying the machine.

Package

- Machine
- + set of sealing cones and clamp adapters (406.4)
- + Anticorrosion additive EM 10 L



CONTROL B + Touch



Laser printer
black ink
DIN A4
888.074



Pressure filter
600.901 5µm



VA (Stainless Steel)



P 200 extension element
407.3150: Total chamber length 3600 mm
407.3250: Total chamber length 4400 mm

Options



P 200

Technical data	P 200
Test pressure	150 - 1300 bar
Control	Control B + Touch
Drive	Intensifier
Flow rate (effectively)	5 L / min
Air supply	7 bar, 20 NI / min
Tank dimensions	1590 x 795 x 370 mm
Test bench dimensions	2210 x 950 x 1325 mm
Reservoir capacity	100 L
Colour	RAL 5012 Blue, RAL 7021 Grey
Weight	210 kg empty
Noise level	72 dBA
Electrical connection	400 V 50 Hz 3 Ph
Options	
High pressure	150 - 3000 bar
Low pressure	20 - 1300 bar
Stainless steel tank	✓
Extended version on request	✓

Accessories	
Suction filter	✓
Air preparation unit	✓
Holding disc	HS 400 Ø 8-10 / 10-12 / 12-15 / 15-18 / 18-21 / 21-24 / 24-27 / 27-30 / 30-33 / 33-36 / 36-39 / 39-42
Sealing cones	DSP 400-2 (30°- Ø 2,2) DSP 400-3 (30°- Ø 3,8) DSP 400-4 (80°- Ø 2,2) DSP 400-5 (80°- Ø 3,8) DSP 400-7 (30°- Ø 11) DSP 400-8 (80°- Ø 6,5)
Blind sealing cones	BDSP 400-1 (30°- Ø 2,2) BDSP 400-6 (80°- Ø 2,2) BDSP 400-9 (30°- Ø 11)
Sealing disc	DS 400-1 (120°)
Anticorrosion additive	EM 10 I



90° connection.



The test bench caters to a wide range of fittings and hoses.

Additional Information



Benjo connection.



Tight clamping system for easy test.



Test logs and reports for proper documentation.

A Handful of Sealing Cones Replaces Hundreds of Threaded Adapters:

Loading: One end of the hose is inserted into a fixed test head, the other into an adjustable test head. A hydraulic unit supplies the precisely adjustable clamping pressure to the sealing heads.

Testing: The flooding pump rinses and deaerates the hose line. After the lid is locked, the preset clamping and test pressure is generated automatically.

Blowing out: The pressure test is completed with one push button, i.e. the test pressure is reduced and the blow-out operation is started automatically to purge out the test fluid.

Test record: A hydrostatic pressure test can be carried out and recorded with the microprocessorbased UNIMATICControl-B plus system.



Testing has never been easier and quicker. With the P 300, you can perform precision tests of hoses of up to 2500 mm in length and with pressures up to 1000 bar.

Test up to 120 hoses per hour, making use of 4 parallel test lines and our quick-clamping system. You can choose between automated and manual setup mode. The P 300 comes with a number of standard features such as an internal lighting and a portable power aggregate, and caters to individual test logging.



P 300



P 300 Aggregate

Innovation and quality

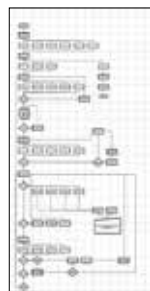
Testing of up to 120 hoses per hour
4 parallel test lines
Combination of two test chambers (mirror arrangement) (optional)
Fast workflow thanks to separately running test chambers (for alternate setup and testing)
Quick-clamping system holding up to 4 hoses for parallel testing with customized settings
Internal lighting system, adjustable machine feet and top-quality internal gear pump
Quick changeover between automated and manual setup mode
Separate portable power aggregate (with 2 m connecting hoses)
Max. hose length 2500 mm

Safety and CE conformity

Automatic closing of test chamber
Large inspection window made with transparent Makrolon®
Display for bubble-free flooding on aggregate
Customisable test logs and reports (for storage and printing)

We reserve the right to make technical changes without notice. Options are machine parts that can only be ordered while buying the machine.

C.2 Control: Accessories



Customized software



UTS/UDL



ULS



Barcode scanner

Options



- 409.1 Deventilation of residual pressure
- 409.2 Manual door closing for tight circuit
- 409.3 Low pressure 50-1000 bar



P 300

Technical data	P 300
Test pressure	100 - 1000 bar
Control	C.2 Control
Drive	3 kW hydraulic aggregate with air pressure booster
Flow rate (effectively)	13 L / min
Tank dimensions open / closed	3750 x 2400 x 870 mm / 3750 x 1450 x 870 mm
Aggregate dimensions	830 x 740 x 1340 mm
Reservoir capacity	140 L
Colour	RAL 5012 Blue, RAL 7021 Grey
Weight of tank	1000 kg (empty)
Weight of power unit	200 kg (empty)
Noise level	70 dBA
Max. hose length	up to 2500 mm
Test medium	Test oil
Noise	70 dBA
Accessories	
Pressure + return filter	✓
Air preparation unit	✓
Sealing cone set	✓
Options	
Second chambers are possible	✓

Standard

Sealing cone set
888.074 Laser printer A4/ SW
USB interface/port
Pressure filter 12 µm
Return filter 12 µm
Compressed air maintenance unit



2 clamping discs per head, catering to various diameters (OD 8-42 mm).

Additional Information



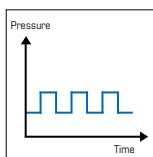
Sealing cone set (standard), DN 2.5 - 22mm, 6 cones.



The height of the P 300 can be adjusted.



Axially adjustable quick-change system with adjustable rotating head.



Dynamic test.

- Rapid hose clamping system for the admission of up to four hoses with simultaneous checking (variable setting)
- Parallel test lines – 4 test lines per chamber
- Automatic starting of the given pressure values
- Two test chambers are possible – mirroring (one is loaded while a second chamber is testing)
- Test chamber standard size 3600 mm
- Depending on different factors (flooding time, length + diameter of the hoses) you can test approx. 120 hoses per hour
- Adjustable height
- Fitting cones 3/4" (DN 2,5 – 22 mm) easy to change via simple unliking (6 different cone sizes are available in standard package)



Is testing of large industrial hose or long hydraulic hose possible in a safe and practical manner? Our new P 350 test bench unifies our years of experience with your advanced requirements for special hose equipment. The extra-large test chamber gives you the space you need for your challenge. Pallets with hoses as well as large, heavy hose coils can be easily supplied to the chamber by forklift. Hose samples are connected easily with adapter hose and quick connection to pressure ports. The P 350 comes with a number of standard features such as internal lighting and a portable power aggregate, and caters to individual test logging.



P 350



P 350_Chamber-3600mm

Innovation and quality

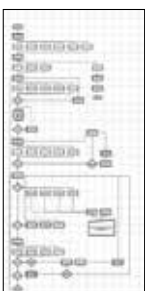
- Testing of up to 120 hoses per hour
- 4 parallel test lines
- Combination of two test chambers (mirror arrangement)
- Fast workflow thanks to separately running test chambers (for alternate setup and testing)
- Quick-clamping system holding up to 4 hoses for parallel testing with customized settings
- Internal lighting system
- Quick changeover between automated and manual setup mode
- Separate portable power aggregate (with 2 m connecting cable)

Safety and CE conformity

- Rigid doors with safety switches
- Large inspection window made with transparent Makrolon®
- Display for bubble-free flooding on aggregate
- Customisable test logs and reports (for storage and printing)

We reserve the right to make technical changes without notice. Options are machine parts that can only be ordered while buying the machine.

C.2 Control: Accessories



Customized software



UTS/UDL



ULS



Barcode scanner



P 350

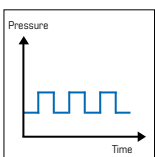
Technical data	P 350
Test pressure	150 - 1000 bar
Control	Control C.2
Drive	Diaphragm pump + Intensifier
Flow rate (effectively)	12.5 L/min
Reservoir capacity	P 350 Container: 1040 L P 350_Chamber-3600: 330 L
Chamber dimensions	P 350 Container: External: 2100 x 2170 x 2650 mm Internal: 1950 x 1950 x 2200 mm P 350_Chamber-3600: External: 4100 x 950 x 1325 mm Internal: 3600 x 795 x 370 mm
Aggregate dimensions	850 x 1390 x 810 mm
Colour	RAL 5012 blue / RAL 7021 grey / RAL 9002 grey-white
Weight of chamber	P 350 Container: 650 kg P 350_Chamber-3600: 390 kg
Weight of power unit	210 kg
Noise level	75 dBA
Test medium	Water-oil emulsion
Accessories	
Pressure and return filter	✓
Air preparation unit	✓
Quick connector adapter set	✓
Options	
Second chambers are possible	✓

Standard

Quick connector set
Automatic pressure control
Pressure filter 5 µm
Suction filter 100 µm
Anticorrosion additive EM 10 L
Fluid flow inspection glass
Integrated tank



P 350 Aggregate



Dynamic test.



UNIFLEX cleaning machines effectively remove residue and scale from hose cutting, crimping and press fitting.




RG 10




RG 2

We reserve the right to make technical changes without notice. Options are machine parts that can only be ordered while buying the machine.

Accessories



UNIFLEX cleaning machines effectively remove residue and scale from hose cutting, crimping and press fitting.



Flushing cone



Suction filter



Pressure filter
600.901 5 µm



RG 2



RG 10

Technical data	RG 2	RG 10
Drive	Diaphragm pump, 7 bar Air	Diaphragm pump, 7 bar Air
Maximum flow rate	25 l/min	180 l/min
Pressure filter	5 µm	10 µm
Air filter	5 µm	5 µm
Max. air consumption	100 NI/min	250 NI/min
Working range	up to 1 1/4" ID	up to 2" ID
Max. length, depending on bore size	2,5 m / 8 feet	20 m / 65 feet
Tank capacity	38 L	215 L
Working area	350 x 750	800 x 1600
Cleaning agent	Non-toxic and corrosion-free emulsion, water based.	Non-toxic and corrosion-free emulsion, water based.
L x W x H (mm)	960 x 435 x 940	2000 x 840 x 1050
Weight (empty)	55 kg	160 kg
Accessories		
Hakupur 10 L - RG 2+RG 10 - concentrated cleaning agent		
PJ_30.10.76 - RG 10 - Filter cartridge 5 µm		
PJ_30.10.60 - RG 10 - Filter cartridge 10 µm		
600.4 - RG 2 - Filter cartridge 5 µm		
600.5 - RG 2 - Filter cartridge 12 µm		



Special Equipment

Solutions for every requirement.



Universal

For all types of hoses and fittings.



Greaseless

Slide bearings on the crimp tool improve efficiency up to 20%, reduce friction and help keep the tool free of contaminants.



KS 6 | KS 8 |
KS 10



HMC 1-25 | HMC 1-30



HM 245



HM 380 | HM 480
HM 660 | HM 1200



HMC 12-2000





ICM 300



ITM 300



Special test benches





The UNIFLEX KS 6, KS 8 and KS 10 are designed for precision crimping and calibration.



KS 6, KS 8, KS 10

High-level components and system solutions

Slide bearing technology


- Grease-free for extra cleanliness and prolonged service life
- Maximised productivity at very low operating costs
- Chips brush off easily, minimising tool wear
- Clean machining area
- Reduces crimping force loss by up to 20%
- High process stability and reproducible accuracy

CE compliant

We reserve the right to make technical changes without notice. Options are machine parts that can only be ordered while buying the machine.

Standard – Pressure Force Monitoring

PFM – Standard on all machines with C.2 Control



Quality-enhancing option for series production. With PFM, the upper and lower pressure limits can be set by adjusting the tolerance values obtained from test pressing. Pressures outside these limits are output as errors. It is possible to let the machine switch off at a fixed upper or lower limit, thereby obtaining a higher process safety. This way you can display and record combinations of incorrect hose and fittings, skipped work stage, such as skiving of the hose or a poorly positioned hose-fitting connection. Achieve integrated quality control without any additional effort.

Standard




PS Double foot pedal



KS 6, KS 8, KS 10

Technical data	KS 6 NEW	KS 8	KS 10
Crimp force (kN / Ton)	500 / 50	800 / 80	1800 / 180
No grease: 20% less friction	✓	✓	✓
Control	Control C.2	Control C.2	Control C.2
Max. crimping range	55 mm	139 mm	139 mm
Opening	+ 25 mm	+ 45 mm	+ 45 mm
Opening without dies	95 mm	190 mm	190 mm
Type of dies	PBK 239	PBK 237	PBK 237
Speed (mm / sec)			
Close	12	7	3,5
Crimp	12	7	3,5
Open	30	15	6
Noise level	58 dBA	58 dBA	58 dBA
Drive	5,5 kW	5,5 kW	5,5 kW
Oil	80 L	80 L	80 L
L x W x H (mm)	1000 x 1000 x 1700	1000 x 1000 x 1700	1000 x 1000 x 1700
Weight	470 kg	570 kg	570 kg

Type of dies

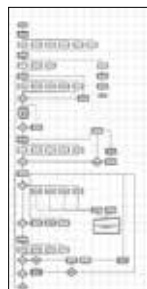
	PBK 239	PBK 237
	∅ mm	-mm-
12	3	3
14	3	3
16	4	4
19	4	4
22	4,5	4,5
24	4,5	4,5
26	4,5	4,5
28	4,5	4,5
32	5	5
36	5	5
40	5	5
44	5	5
47	5	5
50		5
54		5
57		5
62		5
67		5
71		5
74		5
78		5
84		5
86		5
90		5
96		5
103		5
106		5

Accessories

C.2 Control: Accessories



OC KS6/KS8 MVA



Customized software



Electronic caliper



Calibration mandrel



Barcode scanner

UTS/UDL
Data transferULS
UNIFLEX label system807.2
Screen protector



Press designed specifically for the production of automotive hoses. A good example for such a tailor-made solution is the HMC 1-25 and the HMC 1-30 with patented C-shaped crimping tool designed for radial insertion of complex hose lines. This special press is an ergonomically designed, low-noise machine that requires no lubrication. It has been specifically devised for the production of hoses for the automotive industry, offering outstanding press forces and precision. With PFC and other optional features, you can adjust the press force to process materials that are easily damaged, producing strong and lasting connections without any need for gluing, screwing or welding.



HMC 1-25 | HMC 1-30

Innovative design with C-shaped crimping tools
Compact dies for easy crimping of 90° elbow fittings
Radial workpiece insertion
High-level components and system solutions
Quality pumps designed for low-noise operation
Slide bearing technology
Optimised productivity with minimum maintenance costs
Reduces crimping force loss by up to 20%
Grease-free for extra cleanliness and prolonged service life
No greasy dirt deposits
New Control C user interface
Touch control screen
Programmable crimp dimensions and pressure measurement
Large product memory for efficient production management
HID compliant
CE compliant


We reserve the right to make technical changes without notice. Options are machine parts that can only be ordered while buying the machine.

Package

HMC 1-25 | HMC 1-30
 Package = Machine
 + PB Ø 17, 20, 24, 28, 32, 40, 44, 50

Standard – Pressure Force Monitoring

PFM – Standard on all machines with C.2 Control



Quality-enhancing option for series production. With PFM, the upper and lower pressure limits can be set by adjusting the tolerance values obtained from test pressing. Pressures outside these limits are output as errors. It is possible to let the machine switch off at a fixed upper or lower limit, thereby obtaining a higher process safety. This way you can display and record combinations of incorrect hose and fittings, skipped work stage, such as skiving of the hose or a poorly positioned hose-fitting connection. Achieve integrated quality control without any additional effort.



Additional Information



Radial insertion of workpieces, catering even to 90° bends.



Sliding table with handle.



Double head system.

HMC 1-25 | HMC 1-30

Technical data	HMC 1-25	HMC 1-30
Crimp force (kN / Ton)	250 / 25	300 / 30
No grease: 20% less friction	✓	✓
Control	Control C.2	Control C.2
Max. crimping range	70 mm	70 mm
Opening without dies	90 mm	90 mm
Type of dies	239	239
Speed (mm / sec)		
Close	30	30
Crimp	5	5
Open	50	50
Noise level	< 80 dBA	< 80 dBA
Drive	4 kW	4 kW
Oil	100 L	100 L
L x W x H (mm)	650 x 590 x 1700	650 x 590 x 1700
Weight	320 kg	320 kg

Type of dies	
	239
Ø mm	-mm-
6,8	38
9	38
10	38
12	38
14	38
16	38
17	38
19	38
20	38
22	38
24	38
26	38
28	38
30	38
31	38
32	38
34	38
36	38
38	38
39	38
40	38
44	38
47	38
50	38
54	38
57	38
62	38

Accessories

C.2 Control: Accessories



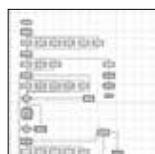
PTS Die marking



OC HM 3xx/HM 245



Sliding table with handle



Customized software



Electronic caliper



Calibration mandrel



Barcode scanner



LUS / LUF Light



SHS Mirror



PS.2 Double foot pedal



UTS/UDL Data transfer



ULS UNIFLEX label system



807.2 Screen protector



Special jobs require special machines. A good example of a press designed specifically for the production of automotive hoses is the HM 245 with patented C-shaped crimping tool designed for radial insertion of complex hose lines. The HM 245 now comes with 25% extra press force (increased from 60 to 75 t) and the new Control C.2. This special press is an ergonomically designed, low-noise machine that requires no lubrication and offers outstanding press forces and precision. With PFC and other optional features, you can adjust the press force to process materials that are easily damaged, producing strong and lasting connections without any need for gluing, screwing or welding.



HM 245

Innovative design with C-shaped crimping tools

- Compact dies for easy crimping of 90° elbow fittings
- Radial workpiece insertion
- Permanent axial centre for easy automated insertion

High-level components and system solutions

- Quality pumps designed for low-noise operation
- Positively integrated lateral guides for optimised die positioning in a compact machine

Slide bearing technology

- Optimised productivity with minimum maintenance costs
- Reduces crimping force loss by up to 20%
- Grease-free for extra cleanliness and prolonged service life
- No greasy dirt deposits

New Control C user interface

- Touch control screen
- Programmable crimp dimensions and pressure measurement
- Large product memory for efficient production management
- HID compliant

CE compliant


We reserve the right to make technical changes without notice. Options are machine parts that can only be ordered while buying the machine.

Package

- HM 245
- Package = Machine
- + PB Ø 17, 20, 24, 28, 32, 40, 44, 50

Standard – Pressure Force Monitoring

PFM – Standard on all machines with C.2 Control



Quality-enhancing option for series production. With PFM, the upper and lower pressure limits can be set by adjusting the tolerance values obtained from test pressing. Pressures outside these limits are output as errors. It is possible to let the machine switch off at a fixed upper or lower limit, thereby obtaining a higher process safety. This way you can display and record combinations of incorrect hose and fittings, skipped work stage, such as skiving of the hose or a poorly positioned hose-fitting connection. Achieve integrated quality control without any additional effort.



HM 245

Additional Information



Radial insertion of workpieces, catering even to 90° bends.



Sliding table with handle 249.3400.



Constant axial centre when crimping jaws are closed.

Technical data	HM 245
Crimp force (kN / Ton)	750 / 75
No grease: 20% less friction	✓
Control	Control C.2
SAE R 12* 1 piece fitting	1"
SAE R 12* 2 piece fitting	3/4"
Max. crimping range	70 mm
Radial opening	75 mm
Axial opening without dies	105 mm
Speed (mm / sec)	
Close	27
Crimp	5
Open	30
Type of dies	239
Noise level	53 dBA
Drive	4,0 kW
Oil	100 L
L x W x H (mm)	1020 x 950 x 1450
Weight	610 kg

* According to the fitting.

Type of dies



239

Ø mm	-mm-
6,8	50
9	50
10	50
12	50
14	60
16	60
17	60
19	60
20	60
22	60
24	60
26	75
28	75
30	75
31	75
32	75
34	75
36	75
38	75
39	75
40	75
44	75
47	75
50	75
54	75
57	75
62	75

Accessories



PTS Die marking



SHS Mirror



OC HM 3x/HM 245



LUS / LUF Light



Sliding table with handle 249.3400.

C.2 Control: Accessories



Customized software



Electronic caliper



Calibration mandrel



Barcode scanner



PS.2 Double foot pedal



UTS/JDL Data transfer



ULS UNIFLEX label system



807.2 Screen protector



Our production crimper models HM 380, HM 480, HM 495, HM 660, HM 665 and HM 1200 are ideal for the crimping of insulators, cables, steel ropes and reinforcing steel elements.



HM 480

High-level components and system solutions

- HiLo cylinder - for enhanced power without extra heat / risk of overheating
- Compact ergonomic design
- Large basic jaws suitable for the crimping of virtually any fitting type
- Lateral reinforcement for optimised product quality
- Low-noise operation thanks to special pumps

Fixed 6-o'clock die

- For force-free and accurate workpiece positioning
- Enhanced productivity
- Improved workplace safety and less stress for operating personnel

Slide bearing technology


- Grease-free for extra cleanliness and prolonged service life
- Maximised productivity at very low operating costs
- Chips brush off easily, minimising tool wear
- Hoses remain grease-free
 - Ideal for hoses designed for the food or pharmaceutical industry
 - Reduced tool wear
- Reduces crimping force loss by up to 20%
- High process stability and reproducible accuracy

CE compliant

We reserve the right to make technical changes without notice. Options are machine parts that can only be ordered while buying the machine.

Standard

PFM – Standard on all machines with C.2 Control




Quality-enhancing option for series production. With PFM, the upper and lower pressure limits can be set by adjusting the tolerance values obtained from test pressing. Pressures outside these limits are output as errors. It is possible to let the machine switch off at a fixed upper or lower limit, thereby obtaining a higher process safety. This way you can display and record combinations of incorrect hose and fittings, skipped work stage, such as skiving of the hose or a poorly positioned hose-fitting connection. Achieve integrated quality control without any additional effort.



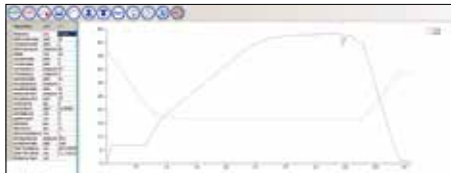
HM 380 | HM 480
HM 660 | HM 1200



(Cooper-) Cable Rebar fasteners Insulator Heater Aircon hose

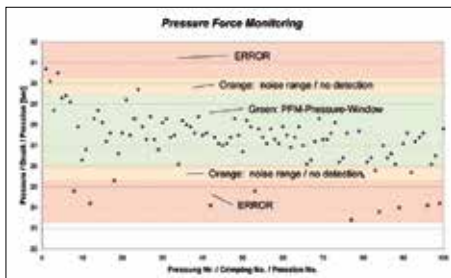


Special dies for forming tubes with square or round ends.



Option: PFC

PFC (Pressure Force Control) makes it possible to crimp pressure-sensitive work pieces, such as fiberglass insulators. Resulting in a stable connection that will endure extreme forces. PFC is based on the adjustability of the applied crimp force to take into account the individual material characteristics. This secures the highest quality of your products – without having to glue, screw or weld! It is a special demand for a machine crimping with PFC. To find the ideal crimper for you, please contact your local UNIFLEX salesperson.



Standard: PFM

PFM gives you the option to achieve a substantial quality improvement - for a comparatively small investment of time and money. And here is how it works: After each crimp process with the PFM-Option the reached crimp value is shown. Out of these measures the start values for the upper- or lower pressure limit can be determined. During each crimp process, the permanently measured crimp value is compared to the entered limits. If this exceeds the set limits, an error message is shown. At the end of the crimp process it is tested once more if the minimal pressure has been reached. In the case of an error, the operator has the option to check the workpiece thoroughly and to correct any sources of the error. During a detailed examination with the PFM-option, the quality of a production process was increased from 97.8% to 99.7%. The UNIFLEX PFM option revealed that 2% of all produced parts had defects, thus preventing these defective parts from being delivered to customers.



Accessories: UTS/UDL

UTS enables a comfortable article entry via a PC. The data can be entered in a set MS Excel-sheet and be transferred with UTS to the Control C.2. Therefore, it is possible to compare the data from a number of machines, provide documentation and backup in one go. All crimpings can be documented with UTS, especially with the PFM option, which saves the pressure value as an additional parameter.

Accessories

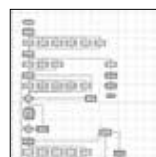
C.2 Control: Accessories



PTS Die marking



OC HM 3xx/HM 245



Customized software




Electronic caliper



Calibration mandrel



Barcode scanner



TA (A) Depth stop



GDS 239 C



LUS / LUF Light



PS.2 Double foot pedal



UTS/UDL Data transfer



ULS UNIFLEX label system



807.2 Screen protector



Stability, innovation and crimping force characterize the new UNIFLEX HMC 12-2000 crimper.

This machine is not only able to crimp the biggest hoses ever for a UNIFLEX machine, it is also the most compact one for mobile work in UNIFLEX history. The HMC 12-2000 is the most solid built C-crimper of the 2000 ton category due to its integrated powerbooster for high crimping forces. After a long period of research and development in the field of FEM, this machine outshines all others of its category. UNIFLEX defines new crimping techniques and focuses on the highest quality and user-friendliness as well as on advanced materials.



HMC 12-2000

High-level components and system solutions

- HiLo cylinder - for enhanced power without extra heat / risk of overheating
- Compact ergonomic design provides ergonomic work and mobile usage for fixed pieces
- Large basic jaws suitable for the crimping of virtually any fitting type
- Lateral reinforcement for optimised product quality

Patented design

- New FEM calculation used
- Tool can be removed separately
- Stable, innovative
- Low maintenance


Slide bearing technology

- Grease-free for extra cleanliness and prolonged service life
- Maximised productivity at very low operating costs
- Hoses remain grease-free
 - Ideal for hoses designed for the food or pharmaceutical industry
 - Reduced tool wear
- Reduces crimping force loss by up to 20%
- High process stability and reproducible accuracy

CE compliant

Standard

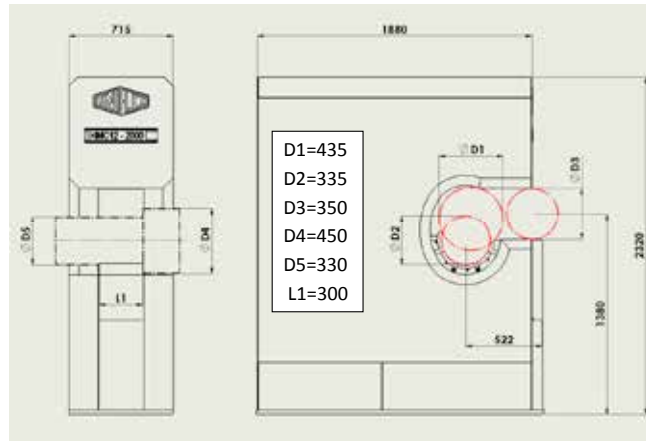
PFM – Standard on all machines with C.2 Control



Quality-enhancing option for series production. With PFM, the upper and lower pressure limits can be set by adjusting the tolerance values obtained from test pressing. Pressures outside these limits are output as errors. It is possible to let the machine switch off at a fixed upper or lower limit, thereby obtaining a higher process safety. This way you can display and record combinations of incorrect hose and fittings, skipped work stage, such as skiving of the hose or a poorly positioned hose-fitting connection. Achieve integrated quality control without any additional effort.



HMC 12-2000



Technical data	HMC 12-2000
Crimp force (ton)	20 000 / 2 000
No grease: 20% less friction	✓
Control	Control C.2
SAE R15 4SH 1 piece	3"
SAE R15 4SH 2 pieces	3"
Industry	12"
90 ° bow	3"
Max. crimp range (mm) with basic dies	380
Crimping	Ø PB +50
Opening without dies	435 mm
Die type	247, 245, 237
Speed (mm/sec)	upon request,
Close / crimp / open	depends on power unit
L x W x H (mm)	2000 x 750 x 2400
Weight of tool (ton)	15

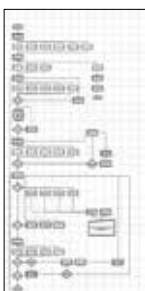
More technical data according to the graphic above
D1 = Max. axial diameter 435 mm
D3 = Max. radial opening 350 mm
D4 = Max. flange diameter 450 mm
D5 = Diameter basic dies 330 mm
L1 = Wide basic dies 300 mm

Type of dies	
	237 L
Ø mm	-mm-
54	118
57	118
62	118
67	118
71	118
74	118
78	118
84	118
86	118
90	118
96	118
103	118
106	126
111	126
116	126
121	126
126	126
131	126

Type of dies	
	245
Ø mm	-mm-
103	130
106	130
111	130
116	130
121	130
126	130
131	130
136	130
146	150
156	150
170	150
185	150
200	150

Type of dies	
	247
Ø mm	-mm-
96	130
106	130
126	130
131	130
136	130
146	150
156	150
170	170
185	200
200	200
215	200
230	200
245	200
260	200
275	200
290	200
305	200

C.2 Control: Accessories



Customized software



Electronic caliper



Calibration mandrel



Barcode scanner



PS.2 Double foot pedal



UTS/UDL Data transfer



ULS UNIFLEX label system



807.2 Screen protector



The **ICM 300** has been specifically developed for the cutting of insulators and glass fibre rods.

The **ITM 300** is a drawing bench designed for the testing of insulators. As safety comes first, insulators must meet stringent safety standards – even under extreme loads. To ensure that they meet these requirements, UNIFLEX has designed a sturdy, special drawing bench for insulator testing.



ICM 300

Quality and flexibility
Diamond cutting blade
Roller conveyors at both ends (3000 / 2000 mm)
Extraction system with dust filter
Adjustable cutting length 150 - 2000 mm (adjustable by means of integrated length measuring and clamping tool)



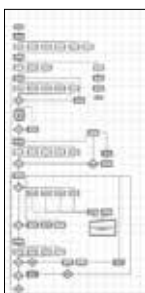
ITM 300

Insulator table with adjustable height
Easy tooling for increased productivity
Requires minimal maintenance
Ergonomic design
Easy tooling for increased productivity
Low-noise hydraulic pump for stress-free working
Insulator table with adjustable height
Siemens industrial colour touch panel
Clear visual display
Large product memory
Programmable product sequences
Network connection
USB interfaces
Safety
CE compliant
Makrolon® safety inspection panel
Safety unit with protective switch/EMERGENCY-STOP device

We reserve the right to make technical changes without notice. Options are machine parts that can only be ordered while buying the machine.

C.2 Control: Accessories

Accessories ITM 300



Customized software



UTS/UDL
Data transfer



807.2
Screen protector



Barcode scanner



888.074
Network printer



BCR CtrlC
Barcode scanner



701.2200 Extension
element 3000 mm



701.050, 701.051,
701.052, 701.053
Fork head connector with
bolts (insulators)



ICM 300




ITM 300

Tensile test bench for composite insulator testing

- 3 different test schedules: routine proof testing, failure load test and 96-hour time test
- Silent hydraulic screw pump
- Clamping heads with roller device
- Clamping heads with functional clevis to adapt several insulator connectors
- Buckling resistant base frame; optimized for minimal elasticity
- Modular base frame base element with 2 or 3 windows for visual control extension (optional)
- Cover opening 90° (crane loading possible)
- Height-adjustable insulator shelf

Technical data	ICM 300	Technical data	ITM 300
Insulation rods	Ø 16 bis 88 mm	Tension force (kN / t)	300 / 30
Cutting blade	Ø 305 x 30 mm	Piston stroke	500 mm
Drive	2 kW	Force transfer	Computer-controlled servo-hydraulic
Noise level	93 dBA	Control	C.2
		Noise emission	53 dBA
		Max. insulator diameter	250 mm
		Max. testing length with basic unit	540 mm
		Additional testing length with extension element	3000 mm (Accessory)
		L x W x H test unit	3000 x 780 x 1670
		L x W x H aggregate	1000 x 1200 x 1700
		Weight of test unit	1400 kg
		Weight of extension element	1100 kg
		Weight of aggregate	230 kg
		Notebook shelf	Swivelling mechanism for extra space
		Voltages	
		ITM 300_MVA 230V-480 V 50/60 Hz 3 Ph	other ratings available on request



Additional Information ICM 300 Additional Information

- Insulator rod cutting machine
- Diamond-coated cutting blade Ø 300 mm
- Roller guided on both sides with a side length of 3000 / 2000 mm
- Exhaust system with dust filter
- Cutting length variable from 150 up to 2000 mm; adjustable length measurement with clamping device



Diamond-coated cutting blade



Variable cutting length




Swivelling notebook shelf



Designed for easy setup and tooling



Exhaust system with dust filter



www.uxinside.net

Training and Certification.

Promote Quality!

Registration

UNIFLEX Hydraulik GmbH Department:
Service and Training

E-Mail: training@uniflex.de
www.uxinside.net



Specialist workshop for hose assembling

UNIFLEX.de
made in Germany

UX Inside



Lix Inside
Сторона Y Нарто
АКМММ: 18/12_1D9
QR CODE

Assembling hose and fittings with safety as priority No. 1



TRAINING CONCEPT

Advanced training is an important investment in the future of a company in order to maintain or enhance quality and safety. As a supplier of machinery for production of hose assemblies, we are continuously extending our product range to meet the requirements of the market. Furthermore, we supply the appropriate material to our customers and we offer training courses, which qualify for production of hose assemblies meeting the high requirements regarding safety and quality. First-Class skilled personnel with expert know-how provide decisive competitive advantages. The production of hose assemblies with the best machines available on the global market ensures quality and safety.

TRAINING

Interesting to know

In 2016, we commissioned a market study showing the following interesting results:

Many manufacturers of hose assemblies are using targeted trainings and practical trainings for the advanced training of their employees.

But only approximately 23% of the employees of those companies are qualified regarding hoses, even though 76.3% of all customers suppose that their supplier has properly trained personnel!

1. HOSE ASSEMBLING

Theory and practice

Target Group

Manufacturers of hydraulic hose assemblies, using UNIFLEX machinery for production. Employees of the hose assembly department, quality control, maintenance and sales departments.

Theory

The participants acquire basic knowledge about

- Types of hose selection
- Rubber and thermoplastic hoses
- International standards and regulations
- Storage and storage periods of hose
- Hose fittings and connection forms

Practice

- Production of hose assemblies with UNIFLEX machines
- Cutting hose
- Marking of hose fittings
- Skiving, internal and external
- Crimping with production and service crimpers
- Cleaning and inspection of the hose assemblies

93.2% of all customers expect technical recommendations from their hose supplier.

42.5% of the customers believe that sales growth is associated with the requirement to train the customers regarding quality.

23.7% have a vocational education in hydraulics or fluid technology.

Only 10.2% believe that training is not the decisive factor for purchasing a machine, only the price.

2. MACHINE MAINTENANCE

Maintenance and repair of UNIFLEX machines

The participants acquire basic knowledge about the functioning of the machines, their maintenance and repair.

Practice

All types of machine maintenance work is carried out by our experienced service staff.

Duration of training

2 days: Day 1 – basic of hose assembling, theory and practice
Day 2 – machine maintenance

maximum 8 persons per course

Start: 09:00 h

Cost

Each participant 795,00 € / p.P.

The participation fee includes refreshments, lunch and course materials.

Info and Inscriptions

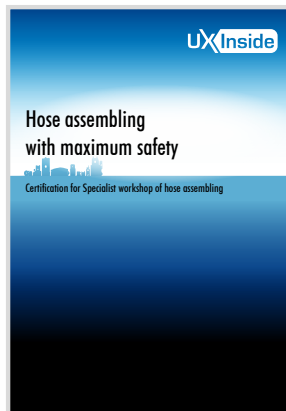
www.uxinside.net

Experience the Value using UNIFLEX Machines! Share it with your Customer.

UNIFLEX Machine + **Certification**

+ **Training**
Your service and sales team.

+ **ULS**
(UxInside Label)



Workshop certified.

Assembling hose and fittings with UNIFLEX machines

1 Clean and correctly cut hose

2 Exact correct hose - internal and external

3 Safety checked fitting

Producing quality hose assemblies

Sources of errors in the cutting

Potential risk to incorrect cutting

Sources of errors in the fitting

Potential risk to incorrect fitting

Sources of errors in the wrapping


Potential risk to incorrect wrapping

Specialist workshop for hose assembling

UNIFLEX.de
made in Germany

UxInside

PROMOTE QUALITY!



UNIFLEX Special Innovations

– often copied, never reached!



We reserve the right to make technical changes without notice. Based on the customer-specific hose line system the working range of the machines may vary.

Where we are and how to reach us.



GERMANY

UNIFLEX-Hydraulik GmbH
Robert-Bosch-Strasse 50-52
61184 Karben / Germany

+ 49 60 399 171 0
+ 49 60 399 171 181
sales@uniflex.de

USA

UNIFLEX of America LLC
1088 National Parkway
60173 Schaumburg, IL / USA

+ 1 847 519 11 00
+ 1 847 519 11 04
sales@uniflex.de

URUGUAY

UNIFLEX-Hydraulik Latin America
Juan Benito Blanco 780
11300 Montevideo / Uruguay

+ 598 2 7120 660 ext. 1115
+ 598 2 7120 660 ext. 2101
sales@uniflex.de

INDIA

UNIFLEX Hose Assembly Machines
India Ovt. Ltd.
Thigallapalya Main Road #4
52/3A 1st Cross Peenya 2nd stage
560058 Bangalore / India

+ 91 80 28368634
+ 91 80 28368634
sales@uniflex.de

CHINA

UNIFLEX-Hydraulik Trading
(Shanghai) Co.
South 2 Warehouse, Building 1
No. 500 Jiayun Road
Zhoupu Town, Pudong New Area
Shanghai CN 201318 / China

+ 86 21 5032 7022
sales@uniflex.de

SINGAPORE

UNIFLEX-Hydraulik
Asia Pacific Pte. Ltd.
No. 51 Bukit Batok Crescent #07-25
658077 Singapore
+ 65 68 96 67 95
+ 65 68 96 64 28
sales@uniflex.de

RUSSIA

Via partner company:
Hydraulics-Engineering-Services LLC
Sibirskiy Trakt 12 / 8 , Entrance 11
620100 Yekaterinburg
Sverdlovsk Oblast
Russian Federation
+7 343 379-36-39
sales@uniflex.de